e:nergycarbon
Efficient low carbon heating systems

Produkt- und Systemübersicht **IDEAL**

Flächenheizung und -kühlung für Boden, Wand und Decke

Product overview IDEAL

Surface heating and cooling for floor, wall and ceiling



All prices shown are £'s Sterling

mfh systems GmbH









TOP 100 top100.de Top-Innovator 2022

FAMILIENFREUNDLICHE ARBEITGEBER OSNABRÜCK

Technologie | Innovation | Verantwortung

Den höchsten Stellenwert im Unternehmen hat die technologieoffene Entwicklung moderner und ressourcenschonender Systeme rund um die Flächenheizung und -kühlung sowie Wohnraumlüftung. Unterschiedliche Gebäudetypen bedingen individuelle Systemlösungen für maximale Effizienz und hohen Komfort.

Neue Wege zu gehen und innovative Gedanken zu verfolgen, um den Status quo in Bezug auf Kosten, Effizienz und Komfort zu verbessern ist ein wesentlicher Bestandteil der täglichen Arbeit im Unternehmen.

Als inhabergeführtes Unternehmen stehen wir jeden Tag in der Verantwortung für unsere Kunden, Lieferanten, Mitarbeiter und Familien. Das machen wir gerne und handeln nach sozialen sowie umweltgerechten Leitlinien.

Technology | Innovation | Responsibility

The company attaches the greatest importance to the development of modern and resource-conserving systems for panel heating and cooling as well as domestic ventilation that are open to new technologies. Different types of buildings require individual system solutions for maximum efficiency and high comfort.

Breaking new ground and pursuing innovative ideas to improve the status quo in terms of costs, efficiency and comfort is an essential part of the company's daily work.

We, as an owner-managed company, are responsible every day. For our customers, suppliers, employees and families. We are happy to do this and act according to social and environmental guidelines.

mfh Produktvielfalt | mfh product variety



IDEAL CLASSIC EPS

Flächenheizung- und kühlung für Boden, Wand & Decke – schnell reagierende & energiesparende Bedarfsheizung

Surface heating and cooling for floor, wall & ceiling – fast reacting & energy saving heating on demand



IDEAL CLASSIC ÖKO

Die ökologische Flächenheizung und -kühlung hat zusätzlich eine schalldämmende Wirkung

The ecological surface heating and cooling has an additional sound-absorbing effect



COMPACT FLOOR

Wärmeleitschichten für Fußbodenheizungen – innovative Trockenestriche und Entkopplungen

Thermal conductive layers for floor heating systems – innovative dry screeds and decoupling



E-NERGY IQ

Intelligentes Heizsystem – Innovativer Energieboden für Neubau & Sanierung

Intelligent heating system – Innovative energy floor for new buildings & renovation



E-NERGY CARBON

Elektrische Heizfolien auf 36 Volt-Basis für den Einbau in Decke, Wand und Boden

Electrical heating foils on 36 Volt basis for installation in ceiling, wall and floor



AIRUNIT

Dezentrale Wohnraumlüftung – Push-Pull-Lüftungssystem mit Wärmerückgewinnung

Decentralised residential ventilation – push-pull ventilation system with heat recovery

Hinweise

Lieferung ab Werk
Preisliste ohne MwSt.
Es gelten die allgemeinen Geschäftsbedingungen

Instructions

Delivery ex works
Price list without VAT
The general terms and conditions apply

Inhalt | Content

Produktsortiment | *Product portfolio*

System IDEAL CLASSIC

IDEAL CLASSIC EPS 30 . . . 18
IDEAL CLASSIC NEO 20 . . . 22
IDEAL CLASSIC ÖKO 30 . . . 26
IDEAL CLASSIC ÖKO ST 30 . . . 30
IDEAL CLASSIC CAB 30 . . . 34

Leistungsauszug | *Thermal output* . . . 38
Mengenermittlung | *Quantity determintion* . . . 39

System IDEAL TOP

IDEAL TOP EPS 15 . . . 52
IDEAL TOP EPS 17 . . . 56
IDEAL TOP EPS 20 . . . 60
IDEAL TOP ÖKO 20 . . . 64
IDEAL TOP ÖKO ST 30 . . . 68

Leistungsauszug | *Thermal output* . . . 72
Mengenermittlung | *Quantity determintion* . . . 73

System IDEAL BASIC

IDEAL BASIC EPS 30 . . . 76
IDEAL BASIC ÖKO 30 . . . 80

Leistungsauszug | *Thermal output* . . . 84
Mengenermittlung | *Quantity determintion* . . . 85

REGELUNGSSYSTEME & WERKZEUGE | *CONTROL SYSTEMS & TOOLS*

Regelung | Controller . . . 86
Werkzeug | Tools . . . 90

SONSTIGES | *OTHER*

Angebotsformular | *Quotation form* . . . 94
Allgemeine Geschäftsbedingungen | *General terms and conditions* . . . 96



Zentrale & Schulungszentrum
Headquarters & training centre

Flächentemperierungen besser machen!

Entwicklung | Produktion | Dokumentation

Inhaber und Techniker der mfh systems GmbH sind seit Jahrzehnten an der Weiterentwicklung moderner Flächentemperierungen beteiligt. Unsere Technologie: Vermeidung der Trägheit. Verkürzung der Bauzeit. Reduzierung der Feuchtigkeit. Niedrigerer Aufbau. Geringeres Gewicht. Niedriger Energieverbrauch. Hohe Wärmeleistung.

- Intensive Kooperation mit kompetenten Systemanbietern in Europa
- Neue Technologien nutzen und in Theorie und Praxis einsetzen
- Unsere Erfahrung: Mehr als 15 Millionen Systemelemente seit 1995



Verpackungslinie | *Packaging line*

Improving surface temperature control!

Development | Production | Documentation

The owners and technicians at mfh systems GmbH have been involved for decades in the development of modern surface temperature controls. Our technology: Prevention of sluggishness. Reduction of construction time. Reduction of humidity. Low construction. Low weight. Low energy consumption. High thermal capacity.

- *Intensive cooperation with competent system providers in Europe*
- *Using new technologies and applying these in theory and practice*
- *Our experience: More than 15 million system elements since 1995*



Fußbodenheizung direkt unter Parkett
Floor heating directly under parquet





Deckenheizung und -kühlung
Ceiling heating and cooling



Produktionslinie | *Product line*





Technikum | *Technology Center*





Prüfung Verformungsverhalten
Inspection of deformation behaviour

TEMPERIERTE BAUTEILE SIND IMMER SYSTEME
TEMPERED COMPONENTS ARE ALWAYS SYSTEMS



Fußboden-, Wand- und Deckenheizungen sind ebenso wie Flächenkühlungen komplexe Anwendungen, die in Bauteilen integriert sind und aufeinander abgestimmt sein müssen. Das Know-how umfasst Wärme-, Kälte- und Fußboden-Technik und hat Einfluss auf die Bauphysik.

25 Jahre Erfahrung und Millionen Quadratmeter verlegter Systeme sorgen bei Endkunden, Handwerkern und Planern für Sicherheit und Vertrauen.

Hohe Behaglichkeit zur gewünschten Zeit mit geringem Energieaufwand zu erhalten, ist eine Frage der Technologie.

Underfloor, wall and ceiling heating systems, like surface cooling systems, are complex applications that are integrated into building components and must be coordinated with each other. The know-how encompasses heating, cooling and floor technology and has an influence on the the building physics.

25 years of experience and millions of square meters of installed systems ensure safety and confidence among end customers, tradesmen and planners.

Maintaining a high level of comfort at the desired time with a low energy input is a question of technology.













Die Trägheit einer Fußbodenheizung ist weder zeitgemäß noch nötig! Energiesparend und sinnvoll ist es, wenn *nur* bei Bedarf geheizt wird.

The inertia of underfloor heating is neither contemporary nor necessary! It is energy-saving and sensible to heat only when needed.

» EIN SYSTEM – VIELFÄLTIGE ANWENDUNGSMÖGLICHKEITEN
ONE SYSTEM – MULTIPLE APPLICATION POSSIBILITIES



» NEUE TECHNOLOGIEN FÜR EIN BEHAGLICHES HEIZSYSTEM
NEW TECHNOLOGIES FOR A COMFORTABLE HEATING SYSTEM

mfh SYSTEME ...
mfh SYSTEMS ...

- **...** temperieren den Boden, die Wand und die Decke: Heizen & Kühlen
  ... temper the floor, wall and ceiling: heating & cooling






- **...** sind zügig und unkompliziert zu verlegen: Sanierung & Neubau
  ... are quick and easy to install: renovation & new construction






- **...** bestechen durch Technologie, Leistung und Produktdetails: Energiesparend & Behaglich
  ... impress with technology, performance and product details: Energy Saving & Comfortable






» SYSTEM IDEAL – FEATURES UNSERER TECHNOLOGIE
SYSTEM IDEAL – FEATURES OF OUR TECHNOLOGY



Heiz- & Kühlflächen ohne Hohlstellen
Heating and cooling surfaces without cavities



Wärmeleitbleche aus Aluminium werksseitig aufgeklebt
Heat conductive sheets of aluminium are always factory-glued



Sollbruchstellen
Predetermined breaking points

Umbördelte Enden
Beaded ends



Hochwertige Wärmedämmung
High-quality thermal insulation



Omega-Rohrkanäle
Omega-shape pipe ducts

System IDEAL













ÜBERSICHT WARMWASSER-FLÄCHENHEIZUNGEN /-KÜHLUNGEN
OVERVIEW HYDRAULIC SURFACE HEATING / COOLING SYSTEMS

	CLASSIC				
	IDEAL CLASSIC EPS 30	IDEAL CLASSIC NEO 20	IDEAL CLASSIC ÖKO 30	IDEAL CLASSIC ÖKO ST 30	IDEAL CLASSIC CAB 30
Elementhöhe *Element height*	30 mm	20 mm	30 mm	30 mm	30 mm
Material *Material*	EPS 035 DEO	NEOPOR® EPS 032 DEO	Holzfaser *Wood fibre*	Stroh *Straw*	Pappwabe *Cardboard comb*
Druckspannung *Compressive stress*	240 kPa	240 kPa	140 kPa	150 kPa	–
Verlegeabstand *Installation gap*	125 mm, 250 mm	125 mm, 250 mm	125 mm, 250 mm	125 mm, 250 mm	125 mm
Abmessungen *Dimensions*	1.000 x 500 mm	1.000 x 500 mm	1.000 x 500 mm	1.000 x 500 mm	1.000 x 500 mm
Rohrdurchmesser *Pipe diameter*	ø16 mm	ø16 mm	ø16 mm	ø16 mm	ø16 mm
Anwendungs-bereich *Area of application*	Boden / Wand / Decke *Floor / wall / ceiling*	Boden / Wand / Decke *Floor / wall / ceiling*	Boden / Wand / Decke *Floor / wall / ceiling*	Boden / Wand / Decke *Floor / wall / ceiling*	Decke / Wand *ceiling / wall*
Einsatz *Use*	Heizen /Kühlen *Heating / cooling*	Heizen / Kühlen *Heating / cooling*	Heizen / Kühlen *Heating / cooling*	Heizen / Kühlen *Heating / cooling*	Heizen / Kühlen *Heating / cooling*
Einsatz mit STRONGBOARD 5 *Use with STRONGBOARD 5*	●	●	●	●	●
Einsatz mit SAFETEC *Use with SAFETEC*	●	●	●	●	●
Details *Details*	 Seite *Page* 18	 Seite *Page* 26	 Seite *Page* 22	 Seite *Page* 30	 Seite *Page* 34

TOP					BASIC	
IDEAL TOP EPS 15	IDEAL TOP EPS 17	IDEAL TOP EPS 20	IDEAL TOP ÖKO 20	IDEAL TOP ÖKO ST 30	IDEAL BASIC EPS 30	IDEAL BASIC ÖKO 30
15 mm	17 mm	20 mm	20 mm	30 mm	30 mm	30 mm
EPS 035 DEO	EPS 035 DEO	EPS 035 DEO	Holzfaser *Wood fibre*	Stroh *Straw*	EPS 035 DEO	Holzfaser *Wood fibre*
240 kPa	240 kPa	240 kPa	140 kPa	150 kPa	200 kPa	140 kPa
150 mm	125 mm	150 mm	150 mm	150 mm	166 mm	166 mm
1.200 x 750 mm	1.200 x 750 mm	1.200 x 750 mm	1.200 x 750 mm	1.200 x 600 mm	1.000 x 500 mm	1.000 x 500 mm
ø12 mm	ø14 mm	ø12 mm	ø12 mm	ø16 mm	ø16 mm	ø16 mm
Boden / Wand / Decke *Floor / wall / ceiling*	Boden / Wand / Decke *Floor / wall / ceiling*	Boden / Wand / Decke *Floor / wall / ceiling*	Boden / Wand / Decke *Floor / wall / ceiling*	Boden / Wand / Decke *Floor / wall / ceiling*	Boden / Wand / Decke *Floor / wall / ceiling*	Boden / Wand / Decke *Floor / wall / ceiling*
Heizen / Kühlen *Heating / cooling*	Heizen / Kühlen *Heating / cooling*	Heizen / Kühlen *Heating / cooling*	Heizen / Kühlen *Heating / cooling*	Heizen / Kühlen *Heating / cooling*	Heizen / Kühlen *Heating / cooling*	Heizen / Kühlen *Heating / cooling*
●	●	●	●	●	●	●
●	●	●	●	●	●	●
						
Seite *Page* 46	Seite *Page* 50	Seite *Page* 54	Seite *Page* 58	Seite *Page* 62	Seite *Page* 70	Seite *Page* 74

System IDEAL CLASSIC

i:deal
www.ideal-heat.com

Das System IDEAL CLASSIC eignet sich für Boden-, Wand- und Decke.
Eine fortschrittliche Technologie für energiesparende, schnell reagierende Flächenheizungen und -kühlungen.

The IDEAL CLASSIC system is suitable for floors, walls and ceilings.
An advanced technology for energy-saving, fast-response surface heating and cooling systems.

1 Der Klassiker mit 25 Jahren Erfahrung
The classic with 25 years of experience

2 Zwei Verlegeabstände erhältlich (125 mm oder 250 mm)
Two installation aps available (125 mm or 250 mm)

3 Umlenkbögen mit Aluminium
Deflecting bends with aluminium










IDEAL CLASSIC EPS 30



30 mm	EPS 035 DEO	240 kPa	125 mm 250 mm	1.000 x 500 mm	ø16 mm

IDEAL CLASSIC ÖKO 30



30 mm	Holzfaser *Wood fibre*	140 kPa	125 mm 250 mm	1.000 x 500 mm	ø16 mm

IDEAL CLASSIC NEO 20



20 mm	NEOPOR® EPS 032 DEO	240 kPa	125 mm 250 mm	1.000 x 500 mm	ø16 mm

IDEAL CLASSIC ÖKO ST 30



30 mm	Stroh *Straw*	150 kPa	125 mm 250 mm	1.000 x 500 mm	ø16 mm

IDEAL CLASSIC CAB 30



30 mm	Pappwabe *Cardboard comb*		125 mm	1.000 x 500 mm	ø16 mm





System IDEAL CLASSIC EPS 30 –

Moderner Klassiker für alle Anwendungen

Das System **IDEAL CLASSIC EPS 30** kann als Fußboden-, Wand- und Deckenheizung eingesetzt werden. Als Fußbodenheizung bietet das System die Möglichkeit, Bodenbeläge (fast) direkt auf den Heizelementen zu verlegen. Das spart Aufbauhöhe und ermöglicht ein schnelles Auf- und Abheizen. In Verbindung mit einer Wärmepumpe ist das System im Sommer eine angenehme Kühlung.

System IDEAL CLASSIC EPS 30 –

Modern classic for all applications

*The **IDEAL CLASSIC EPS 30** system can be used as floor, wall and ceiling heating. As underfloor heating, the system offers the possibility, floor coverings (almost) directly on the heating elements. This saves installation height and enables rapid heating up and down. In combination with a heat pump the system provides pleasant cooling in summer.*



Omega-Form der Rohrkanäle
Omega shape of the pipe channels



Umbördelung der Blechkanten
Beading of the sheet edges



Kopfelemente mit Aluminium
Head elements with aluminium



Vorgestanzte Sollbruchstellen
Pre-punched breaking points



Systemelemente | System elements

	Artikel *Article*	Abmessung (LxBxH) *Dimensions (LxWxH)*	Art-Nr. *Item-no.*	VPE *PU*	Preis/Stk. *Price/Item*
	Aufenthaltszone AZ (VA = 250 mm) *Central zone AZ (VA = 250 mm)*	1.000 x 500 x 30 mm *1,000 x 500 x 30 mm*	2 02 001	10 Stk. *10 pcs.*	29,60 € *29.60 €*
	Randzone RZ (VA = 125 mm) *Edge zone (VA = 125 mm)*	1.000 x 500 x 30 mm *1,000 x 500 x 30 mm*	2 02 002	10 Stk. *10 pcs.*	34,50 € *34.50 €*
	Kopfelement mit Aluminium K/AZ ALU (4 Bögen) *Head element with aluminium K/AZ ALU (4 arcs)*	1.000 x 500 x 30 mm *1,000 x 500 x 30 mm*	2 02 003	10 Stk. *10 pcs.*	42,80 € *42.80 €*
	Kopfelement ohne Aluminium K/AZ (4 Bögen) *Head element without aluminium K/AZ (4 arcs)*	1.000 x 500 x 30 mm *1,000 x 500 x 30 mm*	2 02 004	10 Stk. *10 pcs.*	12,95 € *12.95 €*
	Kopfelement mit Aluminium K/RZ ALU (8 Bögen) *Head element with aluminium K/RZ ALU (8 arcs)*	1.000 x 500 x 30 mm *1,000 x 500 x 30 mm*	2 02 005	10 Stk. *10 pcs.*	45,50 € *45.50 €*
	Kopfelement ohne Aluminium K/RZ (8 Bögen) *Head element without aluminium K/RZ (8 arcs)*	1.000 x 500 x 30 mm *1,000 x 500 x 30 mm*	2 02 006	10 Stk. *10 pcs.*	12,95 € *12.95 €*
	Kopfelement K/BG (1-fach) *Head element K/BG (single)*	250 x 375 x 30 mm *250 x 375 x 30 mm*	2 02 007	10 Stk. *10 pcs.*	9,80 € *9.80 €*
	Randelement RA *Blank element RA*	1.000 x 500 x 30 mm *1,000 x 500 x 30 mm*	2 02 008	10 Stk. *10 pcs.*	12,20 € *12.20 €*

Lastverteilung | Load distribution

	Artikel *Article*	Abmessung (LxBxH) *Dimensions (LxWxH)*	Art-Nr. *Item-no.*	VPE *PU*	Preis/Stk. *Price/Item*
	Entkopplungsplatte STRONGBOARD 5 *Decoupling plate STRONGBOARD 5*	1.150 x 600 x 5 mm *1,150 x 600 x 5 mm*	2 02 801	10 Stk. *10 pcs.*	33,70 € / m² *33.70 € / m²*
	Fugenklebeband 12 m *Joint tape 12 m*	12 m x 140 mm *12 m x 140 mm*	2 02 802	12 lfdm *12 m.*	38,50 € *38.50 €*
	Fugenklebeband 120 m *Joint tape 120 m*	120 m x 140 mm *120 m x 140 mm*	2 02 803	120 lfdm *120 m.*	304,90 € *304.90 €*

Lastverteilung | Load distribution



Artikel *Article*	Abmessung (LxBxH) *Dimensions (LxWxH)*	Art-Nr. *Item-no.*	VPE *PU*	Preis/Stk. *Price/Item*
Armierungs- und Entkopplungsbahn SAFETEC *Reinforcing and decoupling membrane SAFETEC*	10.000 x 1.000 x 1,5 mm *10,000 x 1,000 x 1.5 mm*	2 02 871	1 Stk. *1 pc.*	14,90 € *14.90 €*
Armierungs- und Entkopplungsbahn SAFETEC *Reinforcing and decoupling membrane SAFETEC*	25.000 x 1.000 x 1,5 mm *25,000 x 1,000 x 1.5 mm*	2 02 872	1 Stk. *1 pc.*	14,90 € *14.90 €*
SAFETEC Fugenklebeband *SAFETEC joint tape*	25 m x 50 mm *25 m x 50 mm*	2 02 873	25 lfdm *25 m.*	31,50 € *31.50 €*

Zubehör | Accessoiries



Artikel *Article*	Abmessung (LxBxH) *Dimensions (LxWxH)*	Art-Nr. *Item-no.*	VPE *PU*	Preis/Stk. *Price/Item*
Randdämmstreifen EPS | NEO *Edge insulation strip EPS | NEO*	50 m x 8 mm x 100 mm *50 m x 8 mm x 100 mm*	2 02 011	50 lfdm *50 m*	0,95 € / lfdm *0.95 € / m*
Rahmenholz RH 30 *Support batten RH 30*	1.000 x 45 x 30 mm *1,000 x 45 x 30 mm*	2 02 901	10 Stk. *10 pcs.*	6,20 € *6.20 €*
Rahmenholz RD 30 *Threshold batten RD 30*	250 x 45 x 30 mm *250 x 45 x 30 mm*	2 02 902	10 Stk. *10 pcs.*	2,50 € *2.50 €*
Verteiler-Element VE 30 *Manifold element VE 30*	1.000 x 545 x 30 mm *1,000 x 545 x 30 mm*	2 02 909	1 Stk. *1 pc.*	75,50 € *75.50 €*
Lastverteilblech Stahl *Load bearing sheet (steel)*	800 x 200 x 1 mm *800 x 200 x 1 mm*	2 02 904	1 Stk. *1 pc.*	16,70 € *16.70 €*
Wärmeleitblech *Heat distribution sheet*	495 x 242 x 0,4 mm *495 x 242 x 0.4 mm*	2 02 903	20 Stk. *20 pcs.*	4,20 € *4,20 €*
RollFix ECO 5 kg	5 kg Eimer *5 kg bucket*	2 02 934	1 Stk. *1 pc.*	106,80 € *106.80 €*
RollFix ECO 10 kg	10 kg Eimer *10 kg bucket*	2 02 935	1 Stk. *1 pc.*	185,00 € *185.00 €*
Systemtrennlage *System separating layer*	80 x 1,25 m (100 m²) *80 x 1.25 m (100 m²)*	2 02 910	100 m² *100 m²*	1,70 € / m² *1.70 € / m²*

Rohrsystem | Pipe system



Artikel *Article*	Abmessung (LxBxH) *Dimensions (LxWxH)*	Art-Nr. *Item-no.*	VPE *PU*	Preis/Stk. *Price/Item*
MFH-Systemrohr, PE-RT/AL/PE-RT *MFH composite pipe, PE-RT/AL/PE-RT*	16 x 2,00 mm *16 x 2.00 mm*	2 00 016	200 lfdm *200 m*	2,10 € / lfdm *2.10 € / m*
MFH-Systemrohr, PE-RT/AL/PE-RT *MFH composite pipe, PE-RT/AL/PE-RT*	16 x 2 mm *16 x 2 mm*	2 00 017	100 lfdm *100 m*	2,10 € / lfdm *2.10 € / m*
Eurokonusverschraubung (2 Stk. im Set) 3/4" *Eurocone screw connection (2 pcs. in set) 3/4"*	16 x 2 mm *16 x 2 mm*	2 00 105	1 Stk. *1 pc.*	8,35 € / Set *8.35 € / set*

Rohrsystem | Pipe system

	Artikel *Article*	Abmessung (LxBxH) *Dimensions (LxWxH)*	Art-Nr. *Item-no.*	VPE *PU*	Preis/Stk. *Price/Item*
	Pressverbinder Metall (MP) *Metal coupling (MP)*	16 x 16 mm *16 x 16 mm*	2 00 106	10 Stk. *10 pcs.*	10,35 € *10.35 €*
	Press-Winkel 90° *Metal coupling (MP)*	16 x 16 mm *16 x 16 mm*	2 00 107	10 Stk. *10 pcs.*	12,45 € *12.45 €*
	Press-Übergang MVR *Metal coupling (MP)*	16 mm x 1/2" IG *16 x 16 mm*	2 00 108	10 Stk. *10 pcs.*	9,55 € *9.55 €*
	Press-Übergang MVR *Metal coupling (MP)*	16 mm x 1/2" AG *16 x 16 mm*	2 00 109	10 Stk. *10 pcs.*	8,25 € *8.25 €*

IDEAL CLASSIC EPS 30

VIDEO













System IDEAL CLASSIC NEO 20 –
Optimum von Aufbauhöhe und Heiztechnik

Das System **IDEAL CLASSIC NEO 20** überzeugt mit einer Aufbauhöhe von nur 20 mm und kommt dennoch mit einem vollwertigen 16 mm Heizrohr zum Einsatz. Speziell im Sanierungsbereich findet sich mit **NEO 20** aufgrund der geringen Höhe immer eine Lösung für die Nachrüstung einer Fußbodenheizung.

System IDEAL CLASSIC NEO 20 –
Optimum installation height and heating technology

*The **IDEAL CLASSIC NEO 20** system impresses with an installation height of only 20 mm and is nevertheless used with a full 16 mm heating pipe. Especially in the renovation sector, **NEO 20** always offers a solution for retrofitting underfloor heating due to its low height.*



Omega-Form der Rohrkanäle
Omega shape of the pipe channels



Umbördelung der Blechkanten
Beading of the sheet edges



Vollflächige Wärmeleitbleche
Full-surface heat conducting plates



Systemelemente | System elements

	Artikel *Article*	Abmessung (LxBxH) *Dimensions (LxWxH)*	Art-Nr. *Item-no.*	VPE *PU*	Preis/Stk. *Price/Item*
	Aufenthaltszone AZ (VA = 250 mm) *Central zone AZ (VA = 250 mm)*	1.000 x 500 x 20 mm *1,000 x 500 x 20 mm*	2 02 321	15 Stk. *15 pcs.*	30,40 € *30.40 €*
	Randzone RZ (VA = 125 mm) *Edge zone (VA = 125 mm)*	1.000 x 500 x 20 mm *1,000 x 500 x 20 mm*	2 02 322	15 Stk. *15 pcs.*	36,10 € *36.10 €*
	Kopfelement mit Aluminium K/AZ ALU (4 Bögen) *Head element with aluminium K/AZ ALU (4 arcs)*	1.000 x 500 x 20 mm *1,000 x 500 x 20 mm*	2 02 323	15 Stk. *15 pcs.*	43,70 € *43.70 €*
	Kopfelement ohne Aluminium K/AZ (4 Bögen) *Head element without aluminium K/AZ (4 arcs)*	1.000 x 500 x 20 mm *1,000 x 500 x 20 mm*	2 02 324	15 Stk. *15 pcs.*	14,10 € *14.10 €*
	Kopfelement mit Aluminium K/RZ ALU (8 Bögen) *Head element with aluminium K/RZ ALU (8 arcs)*	1.000 x 500 x 20 mm *1,000 x 500 x 20 mm*	2 02 325	15 Stk. *15 pcs.*	46,60 € *46.60 €*
	Kopfelement ohne Aluminium K/RZ (8 Bögen) *Head element without aluminium K/RZ (8 arcs)*	1.000 x 500 x 20 mm *1,000 x 500 x 20 mm*	2 02 326	15 Stk. *15 pcs.*	14,10 € *14.10 €*
	Kopfelement K/BG (1-fach) *Head element K/BG (single)*	250 x 375 x 20 mm *250 x 375 x 20 mm*	2 02 327	40 Stk. *40 pcs.*	10,10 € *10.10 €*
	Randelement RA *Blank element RA*	1.000 x 500 x 20 mm *1,000 x 500 x 20 mm*	2 02 328	15 Stk. *15 pcs.*	14,30 € *14.30 €*

Lastverteilung | Load distribution

	Artikel *Article*	Abmessung (LxBxH) *Dimensions (LxWxH)*	Art-Nr. *Item-no.*	VPE *PU*	Preis/Stk. *Price/Item*
	Entkopplungsplatte STRONGBOARD 5 *Decoupling plate STRONGBOARD 5*	1.150 x 600 x 5 mm *1,150 x 600 x 5 mm*	2 02 801	10 Stk. *10 pcs.*	33,70 € / m² *33.70 € / m²*
	Fugenklebeband 12 m *Joint tape 12 m*	12 m x 140 mm *12 m x 140 mm*	2 02 802	12 lfdm *12 m.*	38,50 € *38.50 €*
	Fugenklebeband 120 m *Joint tape 120 m*	120 m x 140 mm *120 m x 140 mm*	2 02 803	120 lfdm *120 m.*	304,90 € *304.90 €*

Lastverteilung | Load distribution



Artikel *Article*	Abmessung (LxBxH) *Dimensions (LxWxH)*	Art-Nr. *Item-no.*	VPE *PU*	Preis/Stk. *Price/Item*
Armierungs- und Entkopplungsbahn SAFETEC *Reinforcing and decoupling membrane SAFETEC*	10.000 x 1.000 x 1,5 mm *10,000 x 1,000 x 1.5 mm*	2 02 871	1 Stk. *1 pc.*	14,90 € *14.90 €*
Armierungs- und Entkopplungsbahn SAFETEC *Reinforcing and decoupling membrane SAFETEC*	25.000 x 1.000 x 1,5 mm *25,000 x 1,000 x 1.5 mm*	2 02 872	1 Stk. *1 pc.*	14,90 € *14.90 €*
SAFETEC Fugenklebeband *SAFETEC joint tape*	25 m x 50 mm *25 m x 50 mm*	2 02 873	25 lfdm *25 m.*	31,50 € *31.50 €*

Zubehör | Accessoiries



Artikel *Article*	Abmessung (LxBxH) *Dimensions (LxWxH)*	Art-Nr. *Item-no.*	VPE *PU*	Preis/Stk. *Price/Item*
Randdämmstreifen EPS | NEO *Edge insulation strip EPS | NEO*	50 m x 8 mm x 100 mm *50 m x 8 mm x 100 mm*	2 02 011	50 lfdm *50 m*	0,95 € / lfdm *0.95 € / m*
Rahmenholz RH 20 *Support batten RH 20*	1.000 x 45 x 20 mm *1,000 x 45 x 20 mm*	2 02 920	10 Stk. *10 pcs.*	5,80 € *5.80 €*
Rahmenholz RD 20 *Threshold batten RD 20*	250 x 45 x 20 mm *250 x 45 x 20 mm*	2 02 921	10 Stk. *10 pcs.*	9,30 € *9.30 €*
Lastverteilblech Stahl *Load bearing sheet (steel)*	800 x 200 x 1 mm *800 x 200 x 1 mm*	2 02 904	1 Stk. *1 pc.*	16,70 € *16.70 €*
Wärmeleitblech *Heat distribution sheet*	495 x 242 x 0,4 mm *495 x 242 x 0.4 mm*	2 02 903	20 Stk. *20 pcs.*	4,20 € *4.20 €*
RollFix ECO 5 kg	5 kg Eimer *5 kg bucket*	2 02 934	1 Stk. *1 pc.*	106,80 € *106.80 €*
RollFix ECO 10 kg	10 kg Eimer *10 kg bucket*	2 02 935	1 Stk. *1 pc.*	185,00 € *185.00 €*
Systemtrennlage *System separating layer*	80 x 1,25 m (100 m²) *80 x 1.25 m (100 m²)*	2 02 910	100 m² *100 m²*	1,70 € / m² *1.70 € / m²*

Rohrsystem | Pipe system



Artikel *Article*	Abmessung (LxBxH) *Dimensions (LxWxH)*	Art-Nr. *Item-no.*	VPE *PU*	Preis/Stk. *Price/Item*
MFH-Systemrohr, PE-RT/AL/PE-RT *MFH composite pipe, PE-RT/AL/PE-RT*	16 x 2,00 mm *16 x 2.00 mm*	2 00 016	200 lfdm *200 m*	2,10 € / lfdm *2.10 € / m*
MFH-Systemrohr, PE-RT/AL/PE-RT *MFH composite pipe, PE-RT/AL/PE-RT*	16 x 2 mm *16 x 2 mm*	2 00 017	100 lfdm *100 m*	2,10 € / lfdm *2.10 € / m*
Eurokonusverschraubung (2 Stk. im Set) 3/4" *Eurocone screw connection (2 pcs. in set) 3/4"*	16 x 2 mm *16 x 2 mm*	2 00 105	1 Stk. *1 pc.*	8,35 € / Set *8.35 € / set*

Rohrsystem | Pipe system

	Artikel *Article*	Abmessung (LxBxH) *Dimensions (LxWxH)*	Art-Nr. *Item-no.*	VPE *PU*	Preis/Stk. *Price/Item*
	Pressverbinder Metall (MP) *Metal coupling (MP)*	16 x 16 mm *16 x 16 mm*	2 00 106	10 Stk. *10 pcs.*	10,35 € *10.35 €*
	Press-Winkel 90° *Metal coupling (MP)*	16 x 16 mm *16 x 16 mm*	2 00 107	10 Stk. *10 pcs.*	12,45 € *12.45 €*
	Press-Übergang MVR *Metal coupling (MP)*	16 mm x 1/2" IG *16 x 16 mm*	2 00 108	10 Stk. *10 pcs.*	9,55 € *9.55 €*
	Press-Übergang MVR *Metal coupling (MP)*	16 mm x 1/2" AG *16 x 16 mm*	2 00 109	10 Stk. *10 pcs.*	8,25 € *8.25 €*

IDEAL CLASSIC NEO 20

VIDEO













System IDEAL CLASSIC ÖKO 30 –
Ökologische Flächenheizung & -kühlung

Das System **IDEAL CLASSIC ÖKO 30** kann als Fußbodenheizung mit Bodenbelägen (fast) direkt belegt werden und eignet sich gleichermaßen für die Verlegung von Nass- und Trockenestrichen. Aufgrund der hohen Dichte hat die Holzfaserdämmung ein hohes Gewicht und damit auch einen verbesserten Trittschallschutz. Alle Materialien sind bestens zu trennen und recycelbar.

System IDEAL CLASSIC ÖKO 30 –
Ecological surface heating & cooling

*The **IDEAL CLASSIC ÖKO 30** system can be (almost) directly covered with floor coverings as underfloor heating and is equally suitable for laying wet and dry screeds. Due to its high density, the wood fibre insulation has a high weight and thus also improved impact sound protection. All materials are easy to separate and recyclable.*



Omega-Form der Rohrkanäle
Omega shape of the pipe channels



Umbördelung der Blechkanten
Beading of the sheet edges



Kopfelemente mit Aluminium
Head elements with aluminium



Vollflächige Wärmeleitbleche
Full-surface heat conducting plates



Systemelemente | System elements

	Artikel *Article*	Abmessung (LxBxH) *Dimensions (LxWxH)*	Art-Nr. *Item-no.*	VPE *PU*	Preis/Stk. *Price/Item*
	Aufenthaltszone AZ (VA = 250 mm) *Central zone AZ (VA = 250 mm)*	1.000 x 500 x 30 mm *1,000 x 500 x 30 mm*	2 02 101	1 Stk. *1 pc.*	38,90 € *38.90 €*
	Randzone RZ (VA = 125 mm) *Edge zone (VA = 125 mm)*	1.000 x 500 x 30 mm *1,000 x 500 x 30 mm*	2 02 102	1 Stk. *1 pc.*	44,60 € *44.60 €*
	Kopfelement mit Aluminium K/AZ ALU (1 Bogen) *Head element with aluminium K/AZ ALU (1 arc)*	250 x 500 x 30 mm *250 x 500 x 30 mm*	2 02 103	1 Stk. *1 pc.*	16,80 € *16.80 €*
	Kopfelement ohne Aluminium K/AZ (1 Bogen) *Head element without aluminium K/AZ (1 arc)*	250 x 500 x 30 mm *250 x 500 x 30 mm*	2 02 104	1 Stk. *1 pc.*	10,40 € *10.40 €*
	Kopfelement mit Aluminium K/RZ ALU (2 Bögen) *Head element with aluminium K/RZ ALU (2 arcs)*	250 x 500 x 30 mm *250 x 500 x 30 mm*	2 02 105	1 Stk. *1 pc.*	18,60 € *18.60 €*
	Kopfelement ohne Aluminium K/RZ (2 Bögen) *Head element without aluminium K/RZ (2 arcs)*	250 x 500 x 30 mm *250 x 500 x 30 mm*	2 02 106	1 Stk. *1 pc.*	10,90 € *10.90 €*
	Kopfelement K/BG (1-fach) *Head element K/BG (single)*	250 x 375 x 30 mm *250 x 375 x 30 mm*	2 02 107	1 Stk. *1 pc.*	10,30 € *10.30 €*
	Randelement RA *Blank element RA*	1.000 x 500 x 30 mm *1,000 x 500 x 30 mm*	2 02 108	1 Stk. *1 pc.*	18,30 € *18.30 €*
	Zuleitungselement ZL *Supply and return element ZL*	1.000 x 125 x 30 mm *1,000 x 125 x 30 mm*	2 02 109	1 Stk. *1 pc.*	7,80 € *7.80 €*
	Bogen 90° *Curve element 90°*	250 x 250 x 30 mm *250 x 250 x 30 mm*	2 02 110	1 Stk. *1 pc.*	7,80 € *7.80 €*

Lastverteilung | Load distribution

	Artikel *Article*	Abmessung (LxBxH) *Dimensions (LxWxH)*	Art-Nr. *Item-no.*	VPE *PU*	Preis/Stk. *Price/Item*
	Entkopplungsplatte STRONGBOARD 5 *Decoupling plate STRONGBOARD 5*	1.150 x 600 x 5 mm *1,150 x 600 x 5 mm*	2 02 801	10 Stk. *10 pcs.*	33,70 € / m² *33.70 € / m²*
	Fugenklebeband 12 m *Joint tape 12 m*	12 m x 140 mm *12 m x 140 mm*	2 02 802	12 lfdm *12 m.*	38,50 € *38.50 €*
	Fugenklebeband 120 m *Joint tape 120 m*	120 m x 140 mm *120 m x 140 mm*	2 02 803	120 lfdm *120 m.*	304,90 € *304.90 €*

Zubehör | Accessoiries

	Artikel *Article*	Abmessung (LxBxH) *Dimensions (LxWxH)*	Art-Nr. *Item-no.*	VPE *PU*	Preis/Stk. *Price/Item*
	Randdämmstreifen ÖKO *Edge insulation strip ÖKO*	25 m x 10 mm x 140 mm *25 m x 10 mm x 140 mm*	2 02 113	25 lfdm *25 m*	1,70 € / lfdm *1.70 € / m*
	Rahmenholz RH 30 *Support batten RH 30*	1.000 x 45 x 30 mm *1,000 x 45 x 30 mm*	2 02 901	10 Stk. *10 pcs.*	6,20 € *6.20 €*
	Rahmenholz RD 30 *Threshold batten RD 30*	250 x 45 x 30 mm *250 x 45 x 30 mm*	2 02 902	10 Stk. *10 pcs.*	2,50 € *2.50 €*
	Verteiler-Element VE 30 *Manifold element VE 30*	1.000 x 545 x 30 mm *1,000 x 545 x 30 mm*	2 02 909	1 Stk. *1 pc.*	75,50 € *75.50 €*
	Lastverteilblech Stahl *Load bearing sheet (steel)*	800 x 200 x 1 mm *800 x 200 x 1 mm*	2 02 904	1 Stk. *1 pc.*	16,70 € *16.70 €*
	Wärmeleitblech *Heat distribution sheet*	495 x 242 x 0,4 mm *495 x 242 x 0.4 mm*	2 02 903	20 Stk. *20 pcs.*	4,20 € *4,20 €*
	RollFix ECO 5 kg	5 kg Eimer *5 kg bucket*	2 02 934	1 Stk. *1 pc.*	106,80 € *106.80 €*
	RollFix ECO 10 kg	10 kg Eimer *10 kg bucket*	2 02 935	1 Stk. *1 pc.*	185,00 € *185.00 €*
	Systemtrennlage *System separating layer*	80 x 1,25 m (100 m²) *80 x 1.25 m (100 m²)*	2 02 910	100 m² *100 m²*	1,70 € / m² *1.70 € / m²*

Rohrsystem | Pipe system

	Artikel *Article*	Abmessung (LxBxH) *Dimensions (LxWxH)*	Art-Nr. *Item-no.*	VPE *PU*	Preis/Stk. *Price/Item*
	MFH-Systemrohr, PE-RT/AL/PE-RT *MFH composite pipe, PE-RT/AL/PE-RT*	16 x 2,00 mm *16 x 2.00 mm*	2 00 016	200 lfdm *200 m*	2,10 € / lfdm *2.10 € / m*
	MFH-Systemrohr, PE-RT/AL/PE-RT *MFH composite pipe, PE-RT/AL/PE-RT*	16 x 2 mm *16 x 2 mm*	2 00 017	100 lfdm *100 m*	2,10 € / lfdm *2.10 € / m*
	Eurokonusverschraubung (2 Stk. im Set) 3/4" *Eurocone screw connection (2 pcs. in set) 3/4"*	16 x 2 mm *16 x 2 mm*	2 00 105	1 Stk. *1 pc.*	8,35 € / Set *8.35 € / set*
	Pressverbinder Metall (MP) *Metall coupling (MP)*	16 x 16 mm *16 x 16 mm*	2 00 106	10 Stk. *10 pcs.*	10,35 € *10.35 €*
	Press-Winkel 90° *Metall coupling (MP)*	16 x 16 mm *16 x 16 mm*	2 00 107	10 Stk. *10 pcs.*	12,45 € *12.45 €*
	Press-Übergang MVR *Metall coupling (MP)*	16 mm x 1/2" IG *16 x 16 mm*	2 00 108	10 Stk. *10 pcs.*	9,55 € *9.55 €*
	Press-Übergang MVR *Metall coupling (MP)*	16 mm x 1/2" AG *16 x 16 mm*	2 00 109	10 Stk. *10 pcs.*	8,25 € *8.25 €*

VIDEO

» IDEAL ÖKO SYSTEME – GEPRÜFT & ZERTIFIZIERT
IDEAL ÖKO SYSTEMS – TESTED & CERTIFIED

Alle Materialien sind trenn- und recycelbar. Der Anspruch, einerseits ein Niedrigtemperatur-Heizsystem mit hoher Energieeffizienz zu besitzen und auf der anderen Seite ökologischen Ansprüchen gerecht zu werden, hat das System **IDEAL CLASSIC ÖKO 30** erfolgreich vereint.

*All materials are separable and recyclable. The requirement to have a low-temperature heating system with high energy efficiency on the one hand and to meet ecological demands on the other hand has successfully combined the **IDEAL CLASSIC ÖKO 30** system.*

Aufgrund der hohen Dichte hat die Holzfaserdämmung ein höheres Gewicht und damit auch einen hohen Trittschallschutz. Je nach Konstruktionsaufbau wird ein Trittschallverbesserungsmaß von bis zu 27 dB erreicht – ohne kostenintensive Sonderbauteile.

Due to the high density, the wood fiber insulation has a higher weight and thus also a high impact sound insulation. Depending on the design structure, an impact sound improvement of up to 27 dB is achieved – without cost-intensive special components.

Richtungsweisender Wert nach DIN 4109 auf Massivdecken

Directional value according to DIN 4109 on solid ceilings





System IDEAL CLASSIC ÖKO ST 30 –
Nachhaltiger mit Dämmplatten auf Strohbasis

Beim System **IDEAL CLASSIC ÖKO ST 30** besteht der Dämmstoff aus Stroh. Die werkseitig aufkaschierten Wärmeleitbleche aus Aluminium sorgen für eine homogene Querverteilung und geben die Wärme direkt an den Boden bzw. in den Raum ab. Heizen mit schnell nachwachsenden, natürlichen Rohstoffen – unser Beitrag zur Nachhaltigkeit!

System IDEAL CLASSIC ÖKO ST 30 –
More sustainable with straw-based insulation boards

*In the **IDEAL CLASSIC ÖKO ST 30** system, the insulation material consists of straw. The factory-laminated aluminium heat-conducting plates ensure homogeneous transverse distribution and transfer the heat directly to the floor or into the room. Heating with rapidly renewable, natural raw materials - our contribution to sustainability!*



Omega-Form der Rohrkanäle
Omega shape of the pipe channels



Umbördelung der Blechkanten
Beading of the sheet edges



Kopfelemente mit Aluminium
Head elements with aluminium



Vollflächige Wärmeleitbleche
Full-surface heat conducting plates



Systemelemente | System elements

	Artikel *Article*	Abmessung (LxBxH) *Dimensions (LxWxH)*	Art-Nr. *Item-no.*	VPE *PU*	Preis/Stk. *Price/Item*
	Aufenthaltszone AZ (VA = 250 mm) *Central zone AZ (VA = 250 mm)*	1.000 x 500 x 30 mm *1,000 x 500 x 30 mm*	2 02 161	1 Stk. *1 pc.*	46,90 € *46.90 €*
	Randzone RZ (VA = 125 mm) *Edge zone (VA = 125 mm)*	1.000 x 500 x 30 mm *1,000 x 500 x 30 mm*	2 02 162	1 Stk. *1 pc.*	52,10 € *52.10 €*
	Kopfelement mit Aluminium K/AZ ALU (1 Bogen) *Head element with aluminium K/AZ ALU (1 arc)*	250 x 500 x 30 mm *250 x 500 x 30 mm*	2 02 163	1 Stk. *1 pc.*	17,50 € *17.50 €*
	Kopfelement ohne Aluminium K/AZ (1 Bogen) *Head element without aluminium K/AZ (1 arc)*	250 x 500 x 30 mm *250 x 500 x 30 mm*	2 02 164	1 Stk. *1 pc.*	10,60 € *10.60 €*
	Kopfelement mit Aluminium K/RZ ALU (2 Bögen) *Head element with aluminium K/RZ ALU (2 arcs)*	250 x 500 x 30 mm *250 x 500 x 30 mm*	2 02 165	1 Stk. *1 pc.*	19,35 € *19.35 €*
	Kopfelement ohne Aluminium K/RZ (2 Bögen) *Head element without aluminium K/RZ (2 arcs)*	250 x 500 x 30 mm *250 x 500 x 30 mm*	2 02 166	1 Stk. *1 pc.*	11,20 € *11.20 €*
	Kopfelement K/BG (1-fach) *Head element K/BG (single)*	250 x 375 x 30 mm *250 x 375 x 30 mm*	2 02 167	1 Stk. *1 pc.*	11,80 € *11.80 €*
	Randelement RA *Blank element RA*	1.000 x 500 x 30 mm *1,000 x 500 x 30 mm*	2 02 168	1 Stk. *1 pc.*	25,50 € *25.50 €*
	Zuleitungselement ZL *Supply and return element ZL*	1.000 x 125 x 30 mm *1,000 x 125 x 30 mm*	2 02 169	1 Stk. *1 pc.*	9,50 € *9.50 €*
	Bogen 90° *Curve element 90°*	250 x 250 x 30 mm *250 x 250 x 30 mm*	2 02 170	1 Stk. *1 pc.*	9,50 € *9.50 €*

Zubehör | Accessoiries

	Artikel *Article*	Abmessung (LxBxH) *Dimensions (LxWxH)*	Art-Nr. *Item-no.*	VPE *PU*	Preis/Stk. *Price/Item*
	Randdämmstreifen ÖKO *Edge insulation strip ÖKO*	25 m x 10 mm x 140 mm *25 m x 10 mm x 140 mm*	2 02 113	25 lfdm *25 m*	1,70 € / lfdm *1.70 € / m*
	Rahmenholz RH 30 *Support batten RH 30*	1.000 x 45 x 30 mm *1,000 x 45 x 30 mm*	2 02 901	10 Stk. *10 pcs.*	6,20 € *6.20 €*
	Rahmenholz RD 30 *Threshold batten RD 30*	250 x 45 x 30 mm *250 x 45 x 30 mm*	2 02 902	10 Stk. *10 pcs.*	2,50 € *2.50 €*
	Verteiler-Element VE 30 *Manifold element VE 30*	1.000 x 545 x 30 mm *1,000 x 545 x 30 mm*	2 02 909	1 Stk. *1 pc.*	75,50 € *75.50 €*
	Lastverteilblech Stahl *Load bearing sheet (steel)*	800 x 200 x 1 mm *800 x 200 x 1 mm*	2 02 904	1 Stk. *1 pc.*	16,70 € *16.70 €*
	Wärmeleitblech *Heat distribution sheet*	495 x 242 x 0,4 mm *495 x 242 x 0.4 mm*	2 02 903	20 Stk. *20 pcs.*	4,20 € *4,20 €*
	RollFix ECO 5 kg	5 kg Eimer *5 kg bucket*	2 02 934	1 Stk. *1 pc.*	106,80 € *106.80 €*
	RollFix ECO 10 kg	10 kg Eimer *10 kg bucket*	2 02 935	1 Stk. *1 pc.*	185,00 € *185.00 €*
	Systemtrennlage *System separating layer*	80 x 1,25 m (100 m²) *80 x 1.25 m (100 m²)*	2 02 910	100 m² *100 m²*	1,70 € / m² *1.70 € / m²*

Rohrsystem | Pipe system

	Artikel *Article*	Abmessung (LxBxH) *Dimensions (LxWxH)*	Art-Nr. *Item-no.*	VPE *PU*	Preis/Stk. *Price/Item*
	MFH-Systemrohr, PE-RT/AL/PE-RT *MFH composite pipe, PE-RT/AL/PE-RT*	16 x 2,00 mm *16 x 2.00 mm*	2 00 016	200 lfdm *200 m*	2,10 € / lfdm *2.10 € / m*
	MFH-Systemrohr, PE-RT/AL/PE-RT *MFH composite pipe, PE-RT/AL/PE-RT*	16 x 2 mm *16 x 2 mm*	2 00 017	100 lfdm *100 m*	2,10 € / lfdm *2.10 € / m*
	Eurokonusverschraubung (2 Stk. im Set) 3/4" *Eurocone screw connection (2 pcs. in set) 3/4"*	16 x 2 mm *16 x 2 mm*	2 00 105	1 Stk. *1 pc.*	8,35 € / Set *8.35 € / set*

Rohrsystem | Pipe system

	Artikel *Article*	Abmessung (LxBxH) *Dimensions (LxWxH)*	Art-Nr. *Item-no.*	VPE *PU*	Preis/Stk. *Price/Item*
	Pressverbinder Metall (MP) *Metal coupling (MP)*	16 x 16 mm *16 x 16 mm*	2 00 106	10 Stk. *10 pcs.*	10,35 € *10.35 €*
	Press-Winkel 90° *Metal coupling (MP)*	16 x 16 mm *16 x 16 mm*	2 00 107	10 Stk. *10 pcs.*	12,45 € *12.45 €*
	Press-Übergang MVR *Metal coupling (MP)*	16 mm x 1/2" IG *16 x 16 mm*	2 00 108	10 Stk. *10 pcs.*	9,55 € *9.55 €*
	Press-Übergang MVR *Metal coupling (MP)*	16 mm x 1/2" AG *16 x 16 mm*	2 00 109	10 Stk. *10 pcs.*	8,25 € *8.25 €*

VIDEO

» IDEAL CLASSIC ÖKO ST – DIE FLÄCHENHEIZUNG AUS STROH

IDEAL CLASSIC ÖKO ST – THE PANEL HEATING MADE OF STRAW



» QUALITÄT | *QUALITY*

BDH Bundesverband der Deutschen Heizungsindustrie

BVF Bundesverband Flächenheizungen und Flächenkühlung

Made in Germany

CE





System IDEAL CLASSIC CAB 30 –
Effizientes Heizsystem aus Altpapier

Papier muss nicht verbrannt werden, um zu heizen. Das **IDEAL CLASSIC CAB 30** ist als Heiz- und Kühlsystem für Decken und Wände konzipiert. Als Basis dient ein Trägerelement aus Altpapier. Werkseitig aufgebrachte Wärmeleitbleche sorgen für eine schnelle und effiziente Wärmeverteilung. Das System lässt sich optimal mit Wärmepumpen kombinieren und hat einen geringen CO2-Fußabdruck auf.

System IDEAL CLASSIC CAB 30 –
Efficient heating system from waste paper

*Paper does not have to be burned to heat. The **IDEAL CLASSIC CAB 30** is designed as a heating and cooling system for ceilings and walls. A support element made of waste paper serves as the basis. Factory-applied heat-conducting plates ensure fast and efficient heat distribution. The system can be optimally combined with heat pumps and has a low CO2 footprint.*



Omega-Form der Rohrkanäle
Omega shape of the pipe channels



Umbördelung der Blechkanten
Beading of the sheet edges



Kopfelemente mit Aluminium
Head elements with aluminium



Vollflächige Wärmeleitbleche
Full-surface heat conducting plates



Systemelemente | System elements

	Artikel *Article*	Abmessung (LxBxH) *Dimensions (LxWxH)*	Art-Nr. *Item-no.*	VPE *PU*	Preis/Stk. *Price/Item*
	Heizelement RZ (VA = 125 mm) *Heating element RZ (VA = 125 mm)*	1.000 x 500 x 30 mm *1,000 x 500 x 30 mm*	2 02 132	1 Stk. *1 pc.*	31,90 € *31.90 €*
	Randelement RA *Edge element RA*	1.000 x 500 x 30 mm *1,000 x 500 x 30 mm*	2 02 138	1 Stk. *1 pc.*	10,50 € *10.50 €*
	Kopfelement mit Aluminium K/RZ ALU (2 Bögen, geteilt) *Head element with aluminium K/RZ ALU (2 arches, shared)*	250 x 500 x 30 mm *250 x 500 x 30 mm*	2 02 135	1 Stk. *1 pc.*	15,75 € *15.75 €*

Zubehör | Accessoiries



Artikel *Article*	Abmessung (LxBxH) *Dimensions (LxWxH)*	Art-Nr. *Item-no.*	VPE *PU*	Preis/Stk. *Price/Item*
RollFix ECO 5 kg	5 kg Eimer *5 kg bucket*	2 02 934	1 Stk. *1 pc.*	106,80 € *106.80 €*
RollFix ECO 10 kg	10 kg Eimer *10 kg bucket*	2 02 935	1 Stk. *1 pc.*	185,00 € *185.00 €*

Rohrsystem | Pipe system

	Artikel *Article*	Abmessung (LxBxH) *Dimensions (LxWxH)*	Art-Nr. *Item-no.*	VPE *PU*	Preis/Stk. *Price/Item*
	MFH-Systemrohr, PE-RT/AL/PE-RT *MFH composite pipe, PE-RT/AL/PE-RT*	16 x 2,00 mm *16 x 2.00 mm*	2 00 016	200 lfdm *200 m*	2,10 € / lfdm *2.10 € / m*
	MFH-Systemrohr, PE-RT/AL/PE-RT *MFH composite pipe, PE-RT/AL/PE-RT*	16 x 2 mm *16 x 2 mm*	2 00 017	100 lfdm *100 m*	2,10 € / lfdm *2.10 € / m*
	Eurokonusverschraubung (2 Stk. im Set) 3/4" *Eurocone screw connection (2 pcs. in set) 3/4"*	16 x 2 mm *16 x 2 mm*	2 00 105	1 Stk. *1 pc.*	8,35 € / Set *8.35 € / set*
	Pressverbinder Metall (MP) *Metal coupling (MP)*	16 x 16 mm *16 x 16 mm*	2 00 106	10 Stk. *10 pcs.*	10,35 € *10.35 €*
	Press-Winkel 90° *Metal coupling (MP)*	16 x 16 mm *16 x 16 mm*	2 00 107	10 Stk. *10 pcs.*	12,45 € *12.45 €*
	Press-Übergang MVR *Metal coupling (MP)*	16 mm x 1/2" IG *16 x 16 mm*	2 00 108	10 Stk. *10 pcs.*	9,55 € *9.55 €*
	Press-Übergang MVR *Metal coupling (MP)*	16 mm x 1/2" AG *16 x 16 mm*	2 00 109	10 Stk. *10 pcs.*	8,25 € *8.25 €*

IDEAL CLASSIC CAB 30

VIDEO













Leistungsauszug | Thermal output

IDEAL CLASSIC EPS 30 | NEO 20 | ÖKO 30 | ÖKO ST 30

System IDEAL CLASSIC bestehend aus | *consisting of:*

» Heizelement (AZ / RZ) | *Heating element (AZ / RZ)*
» Kopfelement mit Aluminium (KAZ ALU / KRZ ALU)
Head element with aluminium (KAZ ALU / KRZ ALU)
» Randelement (RA) | *Blank element (RA)*
» Rahmenhölzer (RH und RD) | *Support batten (RH and RD)*
» MFH-Systemrohr | *MFH ystem pipe*
» Randdämmstreifen EPS | NEO | *Edge insulation strip EPS | NEO*

	Verlegeart Aufenthaltszone AZ (VA = 250 mm) *Laying method central zone AZ (VA = 250 mm)*	Verlegeart Randzone RZ (VA = 125 mm) *Laying method edge zone RZ (VA = 125 mm)*	Verlegeart Mix (AZ & RZ) (VA = 200 mm, gemittelt) *Laying method mix (AZ & RZ) (VA = 200 mm, averaged)*
Wärmeleistung nach DIN EN 1264 *Thermal output according to DIN EN 1264*	θm = 35°C θi = 20°C σ = 5 K $R_{\lambda,B}$ = 0,00 m²K/W		
Fliese auf STRONGBOARD 5	73,5 W/m² *	100,0 W/m² *	84,1 W/m² *
Tiles on STRONGBOARD 5	*73.5 W/m² **	*100.0 W/m² **	*84.1 W/m² **
Fliese auf Fermacell (20 mm)	54,4 W/m²	72,4 W/m²	61,6 W/m²
Tiles on Fermacell (20 mm)	*54.4 W/m²*	*72.4 W/m²*	*61.6 W/m²*
Fliese auf COMPACT FLOOR PRO 12	64,0 W/m²	86,2 W/m²	72,8 W/m²
Tiles on COMPACT FLOOR PRO 12	*64.0 W/m²*	*86.2 W/m²*	*72.8 W/m²*
Fliese auf COMPACT FLOOR EXPERT 15	82,0 W/m²	111,8 W/m²	93,9 W/m²
Tiles on COMPACT FLOOR EXPERT 15	*82.0 W/m²*	*111.8 W/m²*	*93.9 W/m²*
Parkett auf COMPACT FLOOR DIRECT 1.5 ($R_{\lambda,B}$ = 0,12 m²K/W)	42,1 W/m²	54,9 W/m²	47,3 W/m²
Tiles on COMPACT FLOOR DIRECT 1.5 ($R_{\lambda,B}$ = 0,12 m²K/W)	*42.1 W/m²*	*54.9 W/m²*	*47.3 W/m²*
Wärmeleistung nach DIN EN 1264 *Thermal output according to DIN EN 1264*	θm = 35°C θi = 24°C σ = 5 K $R_{\lambda,B}$ = 0,00 m²K/W		
Fliese auf STRONGBOARD 5	53,5 W/m² *	72,7 W/m² *	61,1 W/m² *
Tiles on STRONGBOARD 5	*53.5 W/m² **	*72.7 W/m² **	*61.1 W/m² **
Fliese auf Fermacell (20 mm)	39,6 W/m²	52,6 W/m²	44,8 W/m²
Tiles on Fermacell (20 mm)	*39.6 W/m²*	*52.6 W/m²*	*44.8 W/m²*
Fliese auf COMPACT FLOOR PRO 12	46,5 W/m²	62,7 W/m²	53,0 W/m²
Tiles on COMPACT FLOOR PRO 12	*46.5 W/m²*	*62.7 W/m²*	*53.0 W/m²*
Fliese auf COMPACT FLOOR EXPERT 15	59,7 W/m²	81,3 W/m²	68,3 W/m²
Tiles on COMPACT FLOOR EXPERT 15	*59.7 W/m²*	*81.3 W/m²*	*68.3 W/m²*
Parkett auf COMPACT FLOOR DIRECT 1.5 ($R_{\lambda,B}$ = 0,12 m²K/W	30,6 W/m²	39,9 W/m²	34,4 W/m²
Tiles on COMPACT FLOOR DIRECT 1.5 ($R_{\lambda,B}$ = 0,12 m²K/W)	*30.6 W/m²*	*39.9 W/m²*	*34.4 W/m²*

* Nicht mit IDEAL CLASSIC ÖKO ST 30 | *Not with IDEAL CLASSIC ÖKO ST 30*

Montagezeiten | Installation Time

Die genannten Montagezeiten sind Erfahrungswerte und dienen als Kalkulationshilfe. Die Angaben zum Heizsystem beziehen sich auf einen Monteur (1-Mann-Montage) inklusive der Rohrverlegung. Sofern für das EPS System oder STRONGBOARD 5 eine Verklebung (Fixierung) vorgesehen ist, erhöhen sich die Angaben um ca. 3 min / m² pro Klebeschicht.

The installation times mentioned are based on experience and serve as calculation aid. The information on the heating system relate to a fitter (1-man assembly) including the piping. If the System EPS or STRONGBOARD 5 needs to be adhered (fixation), the times increase by about 3 min / m² per adhesive layer.

IDEAL CLASSIC EPS 30 | NEO 20	Verlegeart MIX *Laying method MIX*	10 min / m²
	Verlegeart AZ *Laying method AZ*	8 min / m²
	Verlegeart RZ *Laying method RZ*	12 min / m²

	STRONGBOARD 5 *STRONGBOARD 5*	12 min / m²
	SAFETEC *SAFETEC*	10 min / m²
EPS 30	Wandmontage RZ *Wall assembly RZ*	18 min / m²
	Deckenmontage *Ceiling assembly*	25 min / m²

Mengenermittlung Stückzahlen Fußbodenheizung / -kühlung

Quantity determination of floor heating / cooling

Die angegebenen Mengen dienen als Kalkulationshilfe bei Objekten > 100 m². Bei kleineren Flächen reduziert sich geringfügig die Genauigkeit des Ergebnisses.

The quantities indicated are given as estimates for buildings > 100 m². For smaller areas, the accuracy of the results are slightly reduced.

System IDEAL CLASSIC EPS 30 | NEO 20	Verlegeart MIX (VA 125 + 250) *Laying method MIX (VA 125 + 250)*	Verlegeart AZ (VA 250) *Laying method AZ (VA 250)*	Verlegeart RZ (VA 125) *Laying method RZ (VA 125)*
Artikel *Article*	**Materialbedarf pro m²** *Material requirements per m²*		
 Aufenthaltszone AZ (VA = 250 mm) *Central zone AZ (VA = 250 mm)*	1,26 Stk. *1.26 pcs.*	1,46 Stk. *1.46 pcs.*	–
 Randzone RZ (VA = 125 mm) *Edge zone RZ (VA = 125 mm)*	0,30 Stk. *0.30 pc.*	–	1,46 Stk. *1.46 pcs.*
 Kopfelement mit Aluminium K/AZ ALU (4-fach) *Head element with aluminium K/AZ ALU (four-fold)*	0,19 Stk. *0.19 pc.*	0,24 Stck. *0.24 pc.*	–
 Kopfelement mit Aluminium K/RZ ALU (8-fach) *Head element with aluminium K/RZ ALU (8-fold)*	0,05 Stk. *0.05 pc.*	–	0,24 Stk. *0.24 pc.*
 Kopfelement K/BG (1-fach) *Head element K/BG (single)*	= Anzahl der kombinierten Heizkreise *= Number of combined heating circuits*	–	–
 Randelement RA *Blank element RA*	0,15 Stk. *0.15 pc.*	0,25 Stk. *0.25 pc.*	0,25 Stk. *0.25 pc.*
 Randdämmstreifen IDEAL EPS | NEO *Edge insulation strip IDEAL EPS | NEO*	1,00 lfdm *1.00 m*	1,00 lfdm *1.00 m*	1,00 lfdm *1.00 m*
 MFH-Systemrohr, PE-RT/AL/PE-RT, 16 mm *MFH composite pipe, PE-RT/AL/PE-RT, 16 mm*	5,00 lfdm *5.00 m*	4,00 lfdm *4.00 m*	8,00 lfdm *8.00 m*
 Rahmenholz RH 30 | RH 20 *Support batten RH 30 | RH 20*	1,20 Stk. *1.20 pcs.*	1,20 Stk. *1.20 pcs.*	1,20 Stk. *1.20 pcs.*
 Rahmenholz RD 30 | RD 20 *Threshold batten RD 30 | RH 20*	2 Stk. pro Türdurchgang und Heizkreis *2 pcs. per doorway and heating circuit*		
 Lastverteilblech Stahl (bei NEO 20) *Load bearing sheets steel (for NEO 20)*	Lastverteilblech 0,5 Stk. pro Heizkreis *Load distribution panel: 0.5 pc. per heating circuit*		
 Verteilerelement VE 30 (bei EPS 30) *Manifold element VE 30 (for EPS 30)*	1 Stk. pro Etage / Verteiler *1 pc. per floor / manifold heating circuit* **Alternativlösung:** Lastverteilblech 0,5 Stk. pro Heizkreis ***Alternative solution:*** *load distribution panel: 0.5 pc. per heating circuit*		

Artikel *Article*	**Materialbedarf pro m²** *Material requirements per m²*
 STRONGBOARD 5 *STRONGBOARD 5*	1,45 Stk. *1.45 pcs.*
 STRONGBOARD 5 Fugenklebeband *STRONGBOARD 5 joint tape*	2,50 Stk. *2.50 pcs.*
 RollFix Eco: Ankleben Heizelemente *RollFix Eco: Gluing heating elements*	150 g *150 g*
 RollFix Eco: Ankleben STRONGBOARD 5 *RollFix Eco: Gluing STRONGBOARD 5*	200 g *200 g*

Artikel *Article*	**Materialbedarf pro m²** *Material requirements per m²*
 SAFETEC *SAFETEC*	1,00 m *1.00 m*
 STRONGBOARD 5 Fugenklebeband *STRONGBOARD 5 joint tape*	2,00 Stk. *2.00 pcs.*
 RollFix Eco: Ankleben Heizelemente *RollFix Eco: Gluing heating elements*	150 g *150 g*
 RollFix Eco: Ankleben STRONGBOARD 5 *RollFix Eco: Gluing STRONGBOARD 5*	200 g *200 g*

Mengenermittlung Stückzahlen Wandheizung / -kühlung

Quantity determination of wall heating / cooling units

Die angegebenen Mengen dienen als Kalkulationshilfe für Wandflächen mit einer Höhe von 2,55 m.

The specified quantities serve as a calculation aid for wall surfaces with a height of 2.55 m.

System IDEAL CLASSIC EPS 30	**Verlegeart MIX** (VA 125 + 250) *Laying method MIX (VA 125 + 250)*	**Verlegeart AZ** (VA 250) *Laying method AZ (VA 250)*	**Verlegeart RZ** (VA 125) **mit Zwischenlattung** *Laying method RZ (VA 125) with intermediate battens*
Artikel *Article*	**Materialbedarf pro m²** ***Material requirements per m²***		
Aufenthaltszone AZ (VA = 250 mm) *Central zone AZ (VA = 250 mm)*	–	–	–
Randzone RZ (VA = 125 mm) *Edge zone RZ (VA = 125 mm)*	–	–	1,58 Stk. *1.58 pcs.*
Kopfelement mit Aluminium K/AZ ALU (4-fach) *Head element with aluminium K/AZ ALU (four-fold)*	–	–	–
Kopfelement ohne Aluminium K/AZ ALU (4-fach) *Head element without aluminium K/AZ ALU (4-fold)*	–	–	–
Kopfelement mit Aluminium K/RZ ALU (8-fach) *Head element with aluminium K/RZ ALU (8-fold)*	–	–	1,63 Stk. / Wandfläche *1.63 pc. / wall surface*
Kopfelement ohne Aluminium K/RZ ALU (8-fach) *Head element without aluminium K/RZ ALU (8-fold)*	–	–	0,50 Stk. / Wandfläche *0.50 pc. / wall surface*
Kopfelement K/BG (1-fach) *Head element K/BG (single)*	–	–	–
Randdämmstreifen IDEAL EPS | NEO *Edge insulation strip IDEAL EPS | NEO*	–	–	–
MFH-Systemrohr, PE-RT/AL/PE-RT, 16 mm *MFH composite pipe, PE-RT/AL/PE-RT, 16 mm*	–	–	7,20 lfdm *7.20 m*
RollFix Eco: Ankleben Heizelemente *RollFix Eco: Gluing heating elements*	–	–	0,10 kg *0.10 kg*
Zwischenlattung 50x30, bauseits *Intermediate lathing 50x30, on-site*			2,40 m *2.40 m*

Beispiel: Konstruktion mit Zwischenlattung | *Example: Construction with intermediate battens*

1 Rohwand | *Raw wall*

2 Kleber RollFix ECO | *Adhesive RollFix ECO*

3 IDEAL CLASSIC EPS 30 + Systemrohr (16 mm) — 30 mm
IDEAL CLASSIC EPS 30 + system pipe (16 mm)

4 Zwischenlattung (Lattung S10 in 30 x 50 mm)
Intermediate battens (battens S10 in 30 x 50 mm)

5 Trockenbauplatte | *Drywall panel* — 12,5 mm

6 Befestigungsdübel / -schrauben | *Fastening and screw*

7 Belag (Anstrich, Tapete, Fliesen)
Wall covering (coating, wallpaper, tiles)

42,5 mm



Mengenermittlung Stückzahlen Deckenheizung / -kühlung

Quantity determination of ceiling heating / cooling units

Die angegebenen Mengen dienen als Kalkulationshilfe bei Objekten > 100 m². Bei kleineren Flächen reduziert sich geringfügig die Genauigkeit des Ergebnisses.

The quantities indicated are given as estimates for buildings > 100 m². For smaller areas, the accuracy of the results are slightly reduced.

System IDEAL CLASSIC EPS 30	**Verlegeart RZ** (VA 125) **mit Zwischenlattung** *Laying method RZ (VA 125) with intermediate battens*	**Verlegeart RZ** (VA 125) **Trockenbauprofil** *Laying method RZ (VA 125) Drywall profile*
Artikel *Article*	**Materialbedarf pro m²** *Material requirements per m²*	
 Aufenthaltszone AZ (VA = 250 mm) *Central zone AZ (VA = 250 mm)*	–	–
 Randzone RZ (VA = 125 mm) *Edge zone RZ (VA = 125 mm)*	1,31 Stk. *1.31 pcs.*	1,46 Stk. *1.46 pcs.*
 Kopfelement mit Aluminium K/AZ ALU (4-fach) *Head element with aluminium K/AZ ALU (four-fold)*	–	–
 Kopfelement ohne Aluminium K/AZ ALU (4-fach) *Head element without aluminium K/AZ ALU (4-fold)*	–	–
 Kopfelement mit Aluminium K/RZ ALU (8-fach) *Head element with aluminium K/RZ ALU (8-fold)*	0,11 Stk. *0.11 pcs.*	0,24 Stk. *0.24 pcs.*
 Kopfelement ohne Aluminium K/RZ ALU (8-fach) *Head element without aluminium K/RZ ALU (8-fold)*	0,11 Stk. *0.11 pcs.*	–
 Kopfelement K/BG (1-fach) *Head element K/BG (single)*	–	–
 Randelement RA *Blank element RA*	–	–
 Randdämmstreifen IDEAL EPS | NEO *Edge insulation strip IDEAL EPS | NEO*	–	–
 MFH-Systemrohr, PE-RT/AL/PE-RT, 16 mm *MFH composite pipe, PE-RT/AL/PE-RT, 16 mm*	7,20 lfdm *7.20 m*	8,00 lfdm *8.00 m*
 RollFix Eco: Ankleben Heizelemente *RollFix Eco: Gluing heating elements*	0,10 kg/m² *0.10 kg/m²*	–
Zwischenlattung 50x30, bauseits *Intermediate lathing 50x30, on-site*	4-5 m *4-5 m*	–
Trockenbauprofil, bauseits *Drywall profile, on-site*	–	4-5 m *4-5 m*
Schnellbauschrauben, bauseits *Drywall screws, on-site*	–	8 Stk. *8 pcs.*

Beispiel: Konstruktion mit Zwischenlattung | *Example: Construction with intermediate battens*

1 Rohdecke | *Raw ceiling*

2 IDEAL CLASSIC EPS 30 + Systemrohr (16 mm) *IDEAL CLASSIC EPS 30 + system pipe (16 mm)* — 30 mm

3 Zwischenlattung (Lattung S10 in 30 x 50 mm) *Intermediate battens (battens S10 in 30 x 50 mm)*

4 Kleber RollFix ECO | *Adhesive RollFix ECO*

5 Trockenbauplatte | *Drywall panel* — 12,5 mm

6 Befestigungsdübel / -schrauben | *Fastening and screw*

7 Befestigungsschraube Trockenbauplatte *Drywall panel fixing screw*

8 Bewegungsfuge | *Expansion joint*



42,5 mm

Mengenermittlung Stückzahlen Fußbodenheizung / -kühlung

Quantity determination of floor heating / cooling

Die angegebenen Mengen dienen als Kalkulationshilfe bei Objekten > 100 m². Bei kleineren Flächen reduziert sich geringfügig die Genauigkeit des Ergebnisses.

The quantities indicated are given as estimates for buildings > 100 m². For smaller areas, the accuracy of the results are slightly reduced.

System IDEAL CLASSIC ÖKO 30 | ÖKO ST 30	**Verlegeart MIX** (VA 125 + 250) *Laying method MIX (VA 125 + 250)*	**Verlegeart AZ** (VA 250) *Laying method AZ (VA 250)*	**Verlegeart RZ** (VA 125) *Laying method RZ (VA 125)*
Artikel *Article*	**Materialbedarf pro m²** ***Material requirements per m²***		
 Aufenthaltszone AZ (VA = 250 mm) *Central zone AZ (VA = 250 mm)*	1,26 Stk. *1.26 pcs.*	1,46 Stk. *1.46 pcs.*	–
 Randzone RZ (VA = 125 mm) *Edge zone RZ (VA = 125 mm)*	0,30 Stk. *0.30 pc.*	–	1,46 Stk. *1.46 pc.*
 Kopfelement mit Aluminium K/AZ ALU (1-fach) *Head element with aluminium K/AZ ALU (1-fold)*	0,76 Stk. *0.76 pc.*	0,96 Stk. *0.96 pc.*	–
 Kopfelement mit Aluminium K/RZ ALU (2-fach) *Head element with aluminium K/RZ ALU (2-fold)*	0,20 Stk. *0.20 pc.*	–	0,96 Stk. *0.96 pc.*
 Kopfelement K/BG (1-fach) *Head element K/BG (single)*	= Anzahl der kombinierten Heizkreise *= Number of combined heating circuits*	–	–
 Randelement RA *Blank element RA*	0,12 Stk. *0.12 pc.*	0,22 Stk. *0.22 pc.*	0,22 Stk. *0.22 pc.*
 Zuleitung ZL *Supply and return element ZL*	0,20 Stk. *0.20 pc.*	0,20 Stk. *0.20 pc.*	0,10 Stk. *0.10 pc.*
 Bogen 90° *90° Curve element*	0,40 Stk. *0.40 pc.*	0,20 Stk. *0.20 pc.*	0,30 Stk. *0.30 pc.*
 Randdämmstreifen ÖKO *Edge insulation strip ÖKO*	1,00 lfdm *1.00 m*	1,00 lfdm *1.00 m*	1,00 lfdm *1.00 m*
 MFH-Systemrohr, PE-RT/AL/PE-RT, 16 mm *MFH composite pipe, PE-RT/AL/PE-RT, 16 mm*	5,00 lfdm *5.00 m*	4,00 lfdm *4.00 m*	8,00 lfdm *8.00 m*
 Rahmenholz RH 30 *Support batten RH 30*	1,20 Stk. *1.20 pcs.*	1,20 Stk. *1.20 pcs.*	1,20 Stk. *1.20 pcs.*
 Rahmenholz RD 30 *Threshold batten RD 30*	2 Stk. pro Türdurchgang und Heizkreis *2 pcs. per doorway and heating circuit*		
 Verteilerelement VE 30 *Manifold element VE 30*	1 Stk. pro Etage / Verteiler *1 pc. per floor / manifold heating circuit* **Alternativlösung:** Lastverteilblech 0,5 Stk. pro Heizkreis ***Alternative solution:*** *load distribution panel: 0.5 pc. per heating circuit*		

Montagezeiten | Installation Time

Die genannten Montagezeiten sind Erfahrungswerte und dienen als Kalkulationshilfe. Die Angaben zum Heizsystem beziehen sich auf einen Monteur (1-Mann-Montage) inklusive der Rohrverlegung. Sofern für das EPS System oder STRONGBOARD 5 eine Verklebung (Fixierung) vorgesehen ist, erhöhen sich die Angaben um ca. 3 min / m² pro Klebeschicht.

The installation times mentioned are based on experience and serve as calculation aid. The information on the heating system relate to a fitter (1-man assembly) including the piping. If the System EPS or STRONGBOARD 5 needs to be adhered (fixation), the times increase by about 3 min / m² per adhesive layer.

IDEAL CLASSIC ÖKO 30 | ÖKO ST 30

Verlegeart MIX *Laying method MIX*	14 min / m²
Verlegeart AZ *Laying method AZ*	12 min / m²
Verlegeart RZ *Laying method RZ*	16 min / m²

Wandmontage RZ *Wall assembly RZ*	22 min / m²
Deckenmontage *Ceiling assembly*	29 min / m²

Mengenermittlung Stückzahlen Wandheizung / -kühlung

Quantity determination of wall heating / cooling units

Die angegebenen Mengen dienen als Kalkulationshilfe für Wandflächen mit einer Höhe von 2,55 m.

The specified quantities serve as a calculation aid for wall surfaces with a height of 2.55 m.

System IDEAL CLASSIC ÖKO 30 | ÖKO ST 30	**Verlegeart MIX** (VA 125 + 250) *Laying method MIX (VA 125 + 250)*	**Verlegeart AZ** (VA 250) *Laying method AZ (VA 250)*	**Verlegeart RZ** (VA 125) **mit Zwischenlattung** *Laying method RZ (VA 125) with intermediate battens*
Artikel *Article*	**Materialbedarf pro m²** ***Material requirements per m²***		
 Aufenthaltszone AZ (VA = 250 mm) *Central zone AZ (VA = 250 mm)*	–	–	–
 Randzone RZ (VA = 125 mm) *Edge zone RZ (VA = 125 mm)*	–	–	1,58 Stk. *1.58 pc.*
 Kopfelement mit Aluminium K/AZ ALU (1-fach) *Head element with aluminium K/AZ ALU (1-fold)*	–	–	–
 Kopfelement ohne Aluminium K/AZ ALU (1-fach) *Head element without aluminium K/AZ ALU (1-fold)*	–	–	
 Kopfelement mit Aluminium K/RZ ALU (2-fach) *Head element with aluminium K/RZ ALU (2-fold)*	–	–	6,50 Stk. / Wandfläche *6.50 pc. / wall surface*
 Kopfelement ohne Aluminium K/RZ ALU (2-fach) *Head element without aluminium K/RZ ALU (2-fold)*	–	–	2,00 Stk. / Wandfläche *2.00 pc. / wall surface*
 Kopfelement K/BG (1-fach) *Head element K/BG (single)*	–	–	–
 Randelement RA *Blank element RA*	–	–	–
 Zuleitung ZL *Supply and return element ZL*	–	–	–
 Bogen 90° *90° Curve element*	–	–	–
 Randdämmstreifen ÖKO *Edge insulation strip ÖKO*	–	–	–
 MFH-Systemrohr, PE-RT/AL/PE-RT, 16 mm *MFH composite pipe, PE-RT/AL/PE-RT, 16 mm*	–	–	7,20 lfdm *7.20 m*
 RollFix Eco: Ankleben Heizelemente *RollFix Eco: Gluing heating elements*	–	–	0,15 kg *0.15 kg*
Zwischenlattung 50x30, bauseits *Intermediate lathing 50x30, on-site*	–	–	2,40 m *2.40 m*

Beispiel: Konstruktion mit Zwischenlattung | *Example: Construction with intermediate battens*

1 Rohwand | *Raw wall*

2 Kleber RollFix ECO | *Adhesive RollFix ECO*

3 IDEAL CLASSIC ÖKO 30 + Systemrohr (16 mm) 30 mm
IDEAL CLASSIC ÖKO 30 + system pipe (16 mm)

4 Zwischenlattung (30 mm)
Intermediate battens (battens 30 mm)

5 Trockenbauplatte | *Drywall panel* 12,5 mm

6 Befestigungsdübel / -schrauben | *Fastening and screw*

7 Belag (Anstrich, Tapete, Fliesen)
Wall covering (coating, wallpaper, tiles)

42,5 mm

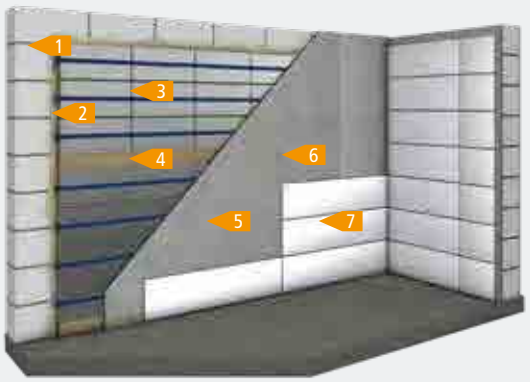

Mengenermittlung Stückzahlen Deckenheizung / -kühlung

Quantity determination of ceiling heating / cooling units

Die angegebenen Mengen dienen als Kalkulationshilfe bei Objekten > 100 m². Bei kleineren Flächen reduziert sich geringfügig die Genauigkeit des Ergebnisses.

The quantities indicated are given as estimates for buildings > 100 m². For smaller areas, the accuracy of the results are slightly reduced.

System IDEAL CLASSIC ÖKO 30 | ÖKO ST 30		**Verlegeart RZ** (VA 125) **mit Zwischenlattung** *Laying method RZ (VA 125) with intermediate battens*	**Verlegeart RZ** (VA 125) **Trockenbauprofil** *Laying method RZ (VA 125) Drywall profile*
	Artikel *Article*	**Materialbedarf pro m²** *Material requirements per m²*	
	Aufenthaltszone AZ (VA = 250 mm) *Central zone AZ (VA = 250 mm)*	–	–
	Randzone RZ (VA = 125 mm) *Edge zone RZ (VA = 125 mm)*	1,31 Stk. *1.31 pcs.*	1,46 Stk. *1.46 pcs.*
	Kopfelement mit Aluminium K/AZ ALU (1-fach) *Head element with aluminium K/AZ ALU (1-fold)*	–	–
	Kopfelement ohne Aluminium K/AZ ALU (1-fach) *Head element without aluminium K/AZ ALU (1-fold)*	–	–
	Kopfelement mit Aluminium K/RZ ALU (2-fach) *Head element with aluminium K/RZ ALU (2-fold)*	0,43 Stk. *0.43 pcs.*	0,96 Stk. *0.96 pcs.*
	Kopfelement ohne Aluminium K/RZ ALU (2-fach) *Head element without aluminium K/RZ ALU (2-fold)*	0,43 Stk. *0.43 pcs.*	–
	Kopfelement K/BG (1-fach) *Head element K/BG (single)*	–	–
	Randelement RA *Blank element RA*	–	–
	Zuleitung ZL *Supply and return element ZL*	–	–
	Randdämmstreifen ÖKO *Edge insulation strip ÖKO*	–	–
	MFH-Systemrohr, PE-RT/AL/PE-RT, 16 mm *MFH composite pipe, PE-RT/AL/PE-RT, 16 mm*	7,20 lfdm *7.20 m*	8,00 lfdm *8.00 m*
	Zwischenlattung 50x30, bauseits *Intermediate lathing 50x30, on-site*	4-5 m *4-5 m*	–
	Trockenbauprofil, bauseits *Drywall profile, on-site*	–	4-5 m *4-5 m*
	Schnellbauschrauben, bauseits *Drywall screws, on-site*	14 Stk. *14 pcs.*	8 Stk. *8 pcs.*

Beispiel: Konstruktion mit Zwischenlattung | *Example: Construction with intermediate battens*

1. Rohdecke | *Raw ceiling*
2. IDEAL CLASSIC ÖKO 30 + Systemrohr (16 mm) *IDEAL CLASSIC ÖKO 30 + system pipe (16 mm)* — 30 mm
3. Zwischenlattung (Lattung S10 in 30 x 50 mm) *Intermediate battens (battens S10 in 30 x 50 mm)*
4. Befestigungsschraube Heizelement *Fixing screw heating element*
5. Trockenbauplatte | *Drywall panel* — 12,5 mm
6. Befestigungsdübel / -schrauben *Fixing dowels / screws*
7. Befestigungsschraube Trockenbauplatte *Fixing screw drywall panel*
8. Bewegungsfuge | *Expansion joint*

42,5 mm





Leistungsauszug | Thermal output

IDEAL CLASSIC CAB 30

System IDEAL CLASSIC CAB bestehend aus | *consisting of:*
» Heizelement (RZ) | *Heating element (RZ)*
» Kopfelement mit Aluminium (KRZ ALU) | *Head element with aluminium (KRZ ALU)*
» Randelement (RA) | *Blank element (RA)*
» MFH-Systemrohr | *MFH system pipe*

Verlegeart Randzone RZ (VA = 125 mm)
Laying method central zone RZ (VA = 125 mm)

Wärmeleistung nach DIN EN 1264
Thermal output according to DIN EN 1264
$\theta m = 35°C$ $\theta i = 20°C$ $\sigma = 5\ K$ $R_{\lambda,B} = 0{,}00\ m^2K/W$

Gipsfaserelement (Fermacell 12,5 mm) *Plaster fibre element (Fermacell 12.5 mm)*	29,1 W/m² *29.1 W/m²*

Wärmeleistung nach DIN EN 1264
Thermal output according to DIN EN 1264
$\theta m = 35°C$ $\theta i = 24°C$ $\sigma = 5\ K$ $R_{\lambda,B} = 0{,}00\ m^2K/W$

Gipsfaserelement (Fermacell 12,5 mm) *Plaster fibre element (Fermacell 12.5 mm)*	30,6 W/m² *30.6 W/m²*

Bei Konstruktionen mit Konterlattung wird der Flächenanteil der Konterlattung von der beheizten/gekühlten Decken-/ Wandfläche abgezogen.
For constructions with counter-battens, the area share of the counter-battens is deducted from the heated/cooled ceiling/wall area.

Montagezeiten | Installation Time

Die genannten Montagezeiten sind Erfahrungswerte und dienen als Kalkulationshilfe. Die Angaben zum Heizsystem beziehen sich auf einen Monteur (1-Mann-Montage) inklusive der Rohrverlegung. Sofern für das EPS System oder STRONGBOARD 5 eine Verklebung (Fixierung) vorgesehen ist, erhöhen sich die Angaben um ca. 3 min/m² pro Klebeschicht.

The installation times mentioned are based on experience and serve as calculation aid. The information on the heating system relate to a fitter (1-man assembly) including the piping. If the System EPS or STRONGBOARD 5 needs to be adhered (fixation), the times increase by about 3 min/m² per adhesive layer.

IDEAL CLASSIC CAB 30	Verlegeart RZ *Laying method RZ*	12 min / m²
	Wandmontage RZ *Wall assembly RZ*	18 min / m²
	Deckenmontage *Ceiling assembly*	25 min / m²

Mengenermittlung Stückzahlen Wandheizung / -kühlung

Quantity determination of wall heating / cooling units

Die angegebenen Mengen beziehen sich auf eine Wandfläche von 2,55 m Höhe.

The quantities indicated refer to a wall surface of 2.55 m height.

System IDEAL CLASSIC CAB 30		**Verlegeart RZ** (VA 125) **mit Zwischenlattung** *Laying method RZ (VA 125) with intermediate battens*
	Artikel *Article*	**Materialbedarf pro m²**
	Heizelement RZ (VA = 125 mm) *Heating element RZ (VA = 125 mm)*	1,58 Stk. *1.58 pcs.*
	Kopfelement mit Aluminium K/RZ ALU (2 Bögen, geteilt) *Head element with aluminium K/RZ ALU (2 arches, shared)*	2,13 Stk. / Wandfläche *2.13 pcs. / wall surface*
	Randelement RA *Blank element RA*	–
	MFH-Systemrohr, PE-RT/AL/PE-RT, 16 mm *MFH composite pipe, PE-RT/AL/PE-RT, 16 mm*	7,20 lfdm *7.20 m*
	RollFix Eco: Ankleben Heizelemente *RollFix Eco: Gluing heating elements*	0,10 kg *0.10 kg*
	Zwischenlattung 50x30, bauseits *Intermediate lathing 50x30, on-site*	2,40 m *2.40 m*

Beispiel: Konstruktion mit Zwischenlattung | *Example: Construction with intermediate battens*

1	Rohwand | *Raw wall*	
2	Kleber RollFix ECO | *Adhesive RollFix ECO*	
3	IDEAL CLASSIC CAB 30 + Systemrohr (16 mm) *IDEAL CLASSIC CAB 30 + system pipe (16 mm)*	30 mm
4	Zwischenlattung (Lattung S10 in 30 x 50 mm) *Intermediate battens (battens S10 in 30 x 50 mm)*	
5	Trockenbauplatte | *Drywall panel*	12,5 mm
6	Befestigungsdübel / -schrauben *Fixing dowels / screws*	
7	Belag (Anstrich, Tapete, Fliesen) *Wall covering (coating, wallpaper, tiles)*	
		42,5 mm

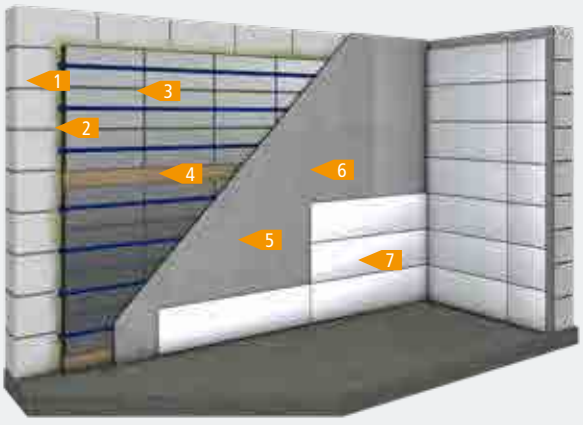

Mengenermittlung Stückzahlen Deckenheizung / -kühlung

Quantity determination of ceiling heating / cooling units

Die angegebenen Mengen dienen als Kalkulationshilfe bei Objekten > 100 m². Bei kleineren Flächen reduziert sich geringfügig die Genauigkeit des Ergebnisses.

The quantities indicated are given as estimates for buildings > 100 m². For smaller areas, the accuracy of the results are slightly reduced.

System IDEAL CLASSIC CAB 30	**Verlegeart RZ** (VA 125) **mit Zwischenlattung** *Laying method RZ (VA 125) with intermediate battens*	**Verlegeart RZ** (VA 125) **Trockenbauprofil** *Laying method RZ (VA 125) Drywall profile*
Artikel *Article*	**Materialbedarf pro m²** ***Material requirements per m²***	
 Heizelement RZ (VA = 125 mm) *Heating element RZ (VA = 125 mm)*	1,31 Stk. *1.31 pcs.*	1,46 Stk. *1.46 pcs.*
 Kopfelement mit Aluminium K/RZ ALU (2 Bögen, geteilt) *Head element with aluminium K/RZ ALU (2 arches, shared)*	0,22 Stk. *0.22 pcs.*	0,24 Stk. *0.24 pcs.*
 Randelement RA *Blank element RA*	–	–
 MFH-Systemrohr, PE-RT/AL/PE-RT, 16 mm *MFH composite pipe, PE-RT/AL/PE-RT, 16 mm*	7,20 lfdm *7.20 m*	8,00 lfdm *8.00 m*
 RollFix Eco: Ankleben Heizelemente *RollFix Eco: Gluing heating elements*	0,10 kg *0.10 kg*	–
Zwischenlattung 50x30, bauseits *Intermediate lathing 50x30, on-site*	4-5 m *4-5 m*	–
Trockenbauprofil, bauseits *Drywall profile, on-site*	–	4-5 m *4-5 m*
Schnellbauschrauben, bauseits *Drywall screws, on-site*	–	8 Stk. *8 pcs.*

Beispiel: Konstruktion mit Zwischenlattung | *Example: Construction with intermediate battens*

1 Holzdecke | *Wooden ceiling*

2 IDEAL CLASSIC CAB 30 + Systemrohr (16 mm) — 30 mm
IDEAL CLASSIC CAB 30 + system pipe (16 mm)

3 Zwischenlattung (Lattung S10 in 30 x 50 mm)
Intermediate battens (battens S10 in 30 x 50 mm)

4 Befestigungsschraube Heizelement
Fixing screw heating element

5 Trockenbauplatte | *Drywall panel* — 12,5 mm

6 Befestigungsdübel / -schrauben
Fixing dowels / screws

7 Befestigungsschraube Trockenbauplatte
Fixing screw drywall panel

8 Bewegungsfuge | *Expansion joint*

42,5 mm





System IDEAL TOP

i:deal
www.ideal-heat.com

Das System IDEAL TOP wurde speziell für begrenzte Aufbauhöhen entwickelt. Somit ist es bestens für Sanierungen geeignet, wenn der alte Boden nicht entfernt werden soll oder selbst nach dem Rückbau nur wenig Höhe zur Verfügung steht.
The IDEAL TOP system was specially developed for limited installation heights. Thus, it is ideally suited for renovations when the old floor is not to be removed or only little height is available even after deconstruction.

1 Ab 15 mm Höhe inklusive Wärmedämung
From 15 mm height including thermal insulation

2 Mit 1.200 x 750 mm besonders transport & baustellenkompatibel
With 1,200 x 750 mm especially transport & construction site compatible

3 Eingestanzte Schneidelinien zwischen den Wärmeleitblechen
Punched cutting lines between the heat conducting sheets










IDEAL TOP EPS 15



15 mm	EPS 035 DEO	240 kPa	150 mm	1.200 x 750 mm	ø12 mm

IDEAL TOP EPS 17



17 mm	EPS 035 DEO	240 kPa	125 mm	1.200 x 750 mm	ø14 mm

IDEAL TOP EPS 20



20 mm	EPS 035 DEO	240 kPa	150 mm	1.200 x 750 mm	ø12 mm

IDEAL TOP ÖKO 20



20 mm	Holzfaser *Wood fibre*	140 kPa	150 mm	1.200 x 750 mm	ø12 mm

IDEAL TOP ÖKO ST 30



30 mm	Stroh *Straw*	150 kPa	150 mm	1.200 x 600 mm	ø16 mm





System IDEAL TOP EPS 15 –

Leichte Konstruktion mit geringer Aufbauhöhe

Das System **IDEAL TOP EPS 15** eignet sich mit einer Höhe von 15 mm vor allem für Bauvorhaben mit begrenzten Aufbauhöhen. Möglich wird dies durch die Verwendung eines dünneren 12 mm Heizrohrs bei konstant hoher Heizleistung. In Kombination mit den innovativen Wärmeleitschichten von CompactFloor ensteht eine reaktionsschnelle Fußbodenheizung mit nur 25 mm Aufbauhöhe inklusive Dämmung.

System IDEAL TOP EPS 15 –

Lightweight construction with low installation height

*With a height of 15 mm, the **IDEAL TOP EPS 15** system is particularly suitable for building projects with limited installation heights. This is made possible by the use of a thinner 12 mm heating pipe with a constantly high heating output. In combination with the innovative heat-conducting layers of CompactFloor, a fast-reacting underfloor heating system is created with an installation height of only 25 mm including insulation.*



Omega-Form der Rohrkanäle
Omega shape of the pipe channels



Umbördelung der Blechkanten
Beading of the sheet edges



Vollflächige Wärmeleitbleche
Full-surface heat conducting plates



Systemelemente | System elements

	Artikel *Article*	Abmessung (LxBxH) *Dimensions (LxWxH)*	Art-Nr. *Item-no.*	VPE *PU*	Preis/Stk. *Price/Item*
	Heizelement (VA = 150 mm) *Heating element (VA = 150 mm)*	1.200 x 750 x 15 mm *1,200 x 750 x 15 mm*	2 02 401	10 Stk. *10 pcs.*	46,70 € *46.70 €*
	Kombielement (Bogen- u. Füllelement) (VA = 150 mm) *Combined element (head and blank element) (VA = 150 mm)*	1.200 x 750 x 15 mm *1,200 x 750 x 15 mm*	2 02 402	5 Stk. *5 pcs.*	18,90 € *18.90 €*

Lastverteilung | Load distribution

	Artikel *Article*	Abmessung (LxBxH) *Dimensions (LxWxH)*	Art-Nr. *Item-no.*	VPE *PU*	Preis/Stk. *Price/Item*
	Entkopplungsplatte STRONGBOARD 5 *Decoupling plate STRONGBOARD 5*	1.150 x 600 x 5 mm *1,150 x 600 x 5 mm*	2 02 801	10 Stk. *10 pcs.*	33,70 € / m² *33.70 € / m²*
	Fugenklebeband 12 m *Joint tape 12 m*	12 m x 140 mm *12 m x 140 mm*	2 02 802	12 lfdm *12 m.*	38,50 € *38.50 €*
	Fugenklebeband 120 m *Joint tape 120 m*	120 m x 140 mm *120 m x 140 mm*	2 02 803	120 lfdm *120 m.*	304,90 € *304.90 €*
	Armierungs- und Entkopplungsbahn SAFETEC *Reinforcing and decoupling membrane SAFETEC*	10.000 x 1.000 x 1,5 mm *10,000 x 1,000 x 1.5 mm*	2 02 871	1 Stk. *1 pc.*	14,90 € *14.90 €*
	Armierungs- und Entkopplungsbahn SAFETEC *Reinforcing and decoupling membrane SAFETEC*	25.000 x 1.000 x 1,5 mm *25,000 x 1,000 x 1.5 mm*	2 02 872	1 Stk. *1 pc.*	14,90 € *14.90 €*
	SAFETEC Fugenklebeband *SAFETEC joint tape*	25 m x 50 mm *25 m x 50 mm*	2 02 873	25 lfdm *25 m.*	31,50 € *31.50 €*

Zubehör | Accessoiries

	Artikel *Article*	Abmessung (LxBxH) *Dimensions (LxWxH)*	Art-Nr. *Item-no.*	VPE *PU*	Preis/Stk. *Price/Item*
	Randdämmstreifen EPS | NEO *Edge insulation strip EPS | NEO*	50 m x 8 mm x 100 mm *50 m x 8 mm x 100 mm*	2 02 011	50 lfdm *50 m*	0,95 € / lfdm *0.95 € / m*
	Rahmenholz RH 15 *Support batten RH 15*	1.000 x 45 x 15 mm *1,000 x 45 x 15 mm*	2 02 915	10 Stk. *10 pcs.*	4,80 € *4,80 €*
	Rahmenholz RD 15 *Threshold batten RD 15*	300 x 45 x 15 mm *300 x 45 x 15 mm*	2 02 916	10 Stk. *10 pcs.*	9,30 € *9.30 €*
	Lastverteilblech Stahl *Load bearing sheet (steel)*	800 x 200 x 1 mm *800 x 200 x 1 mm*	2 02 904	1 Stk. *1 pc.*	16,70 € *16.70 €*
	Wärmeleitblech Aluminium 0.25 *Heat distribution sheet aluminium 0.25*	495 x 195 x 0,25 mm *495 x 195 x 0.25 mm*	2 02 911	20 Stk. *20 pcs.*	3,50 € *3.50 €*
	RollFix ECO 5 kg	5 kg Eimer *5 kg bucket*	2 02 934	1 Stk. *1 pc.*	106,80 € *106.80 €*
	RollFix ECO 10 kg	10 kg Eimer *10 kg bucket*	2 02 935	1 Stk. *1 pc.*	185,00 € *185.00 €*
	Systemtrennlage *System separating layer*	80 x 1,25 m (100 m²) *80 x 1.25 m (100 m²)*	2 02 910	100 m² *100 m²*	1,70 € / m² *1.70 € / m²*

Rohrsystem | Pipe system

	Artikel *Article*	Abmessung (LxBxH) *Dimensions (LxWxH)*	Art-Nr. *Item-no.*	VPE *PU*	Preis/Stk. *Price/Item*
	MFH-Systemrohr, PE-RT/AL/PE-RT *MFH composite pipe, PE-RT/AL/PE-RT*	12 x 1,60 mm *12 x 1.60 mm*	2 00 014	200 lfdm *200 m*	1,90 € / lfdm *1.90 € / m*
	Klemmverschraubung (Eurokonus) 3/4" *Clamp screw joint (euro cone) 3/4"*	12 x 1,60 mm *12 x 1.60 mm*	2 00 103	1 Stk. *1 pc.*	10,60 € / Set *10.60 € / set*
	Pressverbinder Metall (MP) – für das MFH-Systemrohr 12 x 1,60 mm *Metal coupling (MP) – for MFH compostite pipe 12 x 1,60 mm*	12 x 12 mm *12 x 12 mm*	2 00 104	1 Stk. *1 pc.*	8,35 € *8.35 €*
	MFH-Systemrohr, PE-RT *MFH composite pipe, PE-RT*	12 x 1,30 mm *12 x 1.30 mm*	2 00 012	200 lfdm *200 m*	1,25 € / lfdm *1.25 € / m*
	Klemmverschraubung (Eurokonus) 3/4" *Clamp screw joint (euro cone) 3/4"*	12 x 1,30 mm *12 x 1.30 mm*	2 00 101	1 Stk. *1 pc.*	13,10 € / Set *13.10 € / set*
	Kupplungsnippel (Eurokonus) *Coupling nipple (euro cone)*	3/4" AG x 3/4" AG *3/4" AG x 3/4" AG*	2 00 102	1 Stk. *1 pc.*	4,25 € *4.25 €*

IDEAL TOP EPS 15

VIDEO

















System IDEAL TOP EPS 17 –
Aufbauhöhe und Heiztechnik im Einklang

Das System **IDEAL TOP EPS 17** eignet sich mit einer Höhe von 17 mm vor allem für Bauvorhaben mit einer begrenzten Aufbauhöhe im Fußboden. Der einheitliche Rohrabstand von 125 mm in Verbindung mit den vorbereiteten Kanälen für 14 mm Heizrohre machen das System optimale für den Einsatz mit Wärmepumpen.

System IDEAL TOP EPS 17 –
Installation height and heating technology in harmony

*With a height of 17 mm, the **IDEAL TOP EPS 17** system is particularly suitable for building projects with a limited installation height in the floor. The uniform pipe spacing of 125 mm in combination with the prepared ducts for 14 mm heating pipes make the system optimal for use with heat pumps.*



Omega-Form der Rohrkanäle
Omega shape of the pipe channels



Umbördelung der Blechkanten
Beading of the sheet edges



Vollflächige Wärmeleitbleche
Full-surface heat conducting plates



Systemelemente | System elements

	Artikel *Article*	Abmessung (LxBxH) *Dimensions (LxWxH)*	Art-Nr. *Item-no.*	VPE *PU*	Preis/Stk. *Price/Item*
	Heizelement (VA = 125 mm) *Heating element (VA = 125 mm)*	1.200 x 750 x 17 mm *1,200 x 750 x 17 mm*	2 02 431	10 Stk. *10 pcs.*	46,70 € *46.70 €*
	Kombielement (Bogen- u. Füllelement) (VA = 125 mm) *Combined element (head and blank element) (VA = 125 mm)*	1.200 x 750 x 17 mm *1,200 x 750 x 17 mm*	2 02 432	5 Stk. *5 pcs.*	20,70 € *20.70 €*

Lastverteilung | Load distribution

	Artikel *Article*	Abmessung (LxBxH) *Dimensions (LxWxH)*	Art-Nr. *Item-no.*	VPE *PU*	Preis/Stk. *Price/Item*
	Entkopplungsplatte STRONGBOARD 5 *Decoupling plate STRONGBOARD 5*	1.150 x 600 x 5 mm *1,150 x 600 x 5 mm*	2 02 801	10 Stk. *10 pcs.*	33,70 € / m² *33.70 € / m²*
	Fugenklebeband 12 m *Joint tape 12 m*	12 m x 140 mm *12 m x 140 mm*	2 02 802	12 lfdm *12 m.*	38,50 € *38.50 €*
	Fugenklebeband 120 m *Joint tape 120 m*	120 m x 140 mm *120 m x 140 mm*	2 02 803	120 lfdm *120 m.*	304,90 € *304.90 €*
	Armierungs- und Entkopplungsbahn SAFETEC *Reinforcing and decoupling membrane SAFETEC*	10.000 x 1.000 x 1,5 mm *10,000 x 1,000 x 1.5 mm*	2 02 871	1 Stk. *1 pc.*	14,90 € *14.90 €*
	Armierungs- und Entkopplungsbahn SAFETEC *Reinforcing and decoupling membrane SAFETEC*	25.000 x 1.000 x 1,5 mm *25,000 x 1,000 x 1.5 mm*	2 02 872	1 Stk. *1 pc.*	14,90 € *14.90 €*
	SAFETEC Fugenklebeband *SAFETEC joint tape*	25 m x 50 mm *25 m x 50 mm*	2 02 873	25 lfdm *25 m.*	31,50 € *31.50 €*

Zubehör | Accessoiries

	Artikel *Article*	Abmessung (LxBxH) *Dimensions (LxWxH)*	Art-Nr. *Item-no.*	VPE *PU*	Preis/Stk. *Price/Item*
	Randdämmstreifen EPS | NEO *Edge insulation strip EPS | NEO*	50 m x 8 mm x 100 mm *50 m x 8 mm x 100 mm*	2 02 011	50 lfdm *50 m*	0,95 € / lfdm *0.95 € / m*
	Rahmenholz RH 17 *Support batten RH 17*	1.000 x 45 x 17 mm *1,000 x 45 x 17 mm*	2 02 917	10 Stk. *10 pcs.*	5,10 € *5.10 €*
	Lastverteilblech Stahl *Load bearing sheet (steel)*	800 x 200 x 1 mm *800 x 200 x 1 mm*	2 02 904	1 Stk. *1 pc.*	16,70 € *16.70 €*
	Wärmeleitblech Aluminium 0.25 *Heat distribution sheet aluminium 0.25*	495 x 195 x 0,25 mm *495 x 195 x 0.25 mm*	2 02 911	20 Stk. *20 pcs.*	3,50 € *3.50 €*
	RollFix ECO 5 kg	5 kg Eimer *5 kg bucket*	2 02 934	1 Stk. *1 pc.*	106,80 € *106.80 €*
	RollFix ECO 10 kg	10 kg Eimer *10 kg bucket*	2 02 935	1 Stk. *1 pc.*	185,00 € *185.00 €*
	Systemtrennlage *System separating layer*	80 x 1,25 m (100 m²) *80 x 1.25 m (100 m²)*	2 02 910	100 m² *100 m²*	1,70 € / m² *1.70 € / m²*

IDEAL TOP EPS 17

VIDEO

















System IDEAL TOP EPS 20 –

Dünne Heizelemente für den Baualltag

Das System **IDEAL TOP EPS 20** ist ein effizienter und robuster Alleskönner. Die Verwendung von 12 mm dünnen Heizrohren ermöglicht eine besonders flache Bauweise mit einer Gesamthöhe von nur 20 mm. In Kombination mit innovativen Wärmeleitschichten ensteht eine reaktionsschnelle Flächenheizung mit geringer Aufbauhöhe inklusive Dämmung.

System IDEAL TOP EPS 20–

Thin heating elements for everyday construction work

*The **IDEAL TOP EPS 20** system is an efficient and robust all-rounder. The use of 12 mm thin heating pipes enables a particularly flat construction with an overall height of only 20 mm. In combination with innovative heat-conducting layers, a fast-reacting panel heating system is created with a low installation height including insulation.*



Omega-Form der Rohrkanäle
Omega shape of the pipe channels



Umbördelung der Blechkanten
Beading of the sheet edges



Vollflächige Wärmeleitbleche
Full-surface heat conducting plates



Systemelemente | System elements

	Artikel *Article*	Abmessung (LxBxH) *Dimensions (LxWxH)*	Art-Nr. *Item-no.*	VPE *PU*	Preis/Stk. *Price/Item*
	Heizelement (VA = 150 mm) *Heating element (VA = 150 mm)*	1.200 x 750 x 20 mm *1,200 x 750 x 20 mm*	2 02 421	5 Stk. *5 pcs.*	46,70 € *46.70 €*
	Kombielement (Bogen- u. Füllelement) (VA = 150 mm) *Combined element (head and blank element) (VA = 150 mm)*	1.200 x 750 x 20 mm *1,200 x 750 x 20 mm*	2 02 422	5 Stk. *5 pcs.*	18,90 € *18.90 €*

Lastverteilung | Load distribution

	Artikel *Article*	Abmessung (LxBxH) *Dimensions (LxWxH)*	Art-Nr. *Item-no.*	VPE *PU*	Preis/Stk. *Price/Item*
	Entkopplungsplatte STRONGBOARD 5 *Decoupling plate STRONGBOARD 5*	1.150 x 600 x 5 mm *1,150 x 600 x 5 mm*	2 02 801	10 Stk. *10 pcs.*	33,70 € / m² *33.70 € / m²*
	Fugenklebeband 12 m *Joint tape 12 m*	12 m x 140 mm *12 m x 140 mm*	2 02 802	12 lfdm *12 m.*	38,50 € *38.50 €*
	Fugenklebeband 120 m *Joint tape 120 m*	120 m x 140 mm *120 m x 140 mm*	2 02 803	120 lfdm *120 m.*	304,90 € *304.90 €*
	Armierungs- und Entkopplungsbahn SAFETEC *Reinforcing and decoupling membrane SAFETEC*	10.000 x 1.000 x 1,5 mm *10,000 x 1,000 x 1.5 mm*	2 02 871	1 Stk. *1 pc.*	14,90 € *14.90 €*
	Armierungs- und Entkopplungsbahn SAFETEC *Reinforcing and decoupling membrane SAFETEC*	25.000 x 1.000 x 1,5 mm *25,000 x 1,000 x 1.5 mm*	2 02 872	1 Stk. *1 pc.*	14,90 € *14.90 €*
	SAFETEC Fugenklebeband *SAFETEC joint tape*	25 m x 50 mm *25 m x 50 mm*	2 02 873	25 lfdm *25 m.*	31,50 € *31.50 €*

Zubehör | Accessoiries

	Artikel *Article*	Abmessung (LxBxH) *Dimensions (LxWxH)*	Art-Nr. *Item-no.*	VPE *PU*	Preis/Stk. *Price/Item*
	Randdämmstreifen EPS | NEO *Edge insulation strip EPS | NEO*	50 m x 8 mm x 100 mm *50 m x 8 mm x 100 mm*	2 02 011	50 lfdm *50 m*	0,95 € / lfdm *0.95 € / m*
	Rahmenholz RH 20 *Support batten RH 20*	1.000 x 45 x 20 mm *1,000 x 45 x 20 mm*	2 02 920	10 Stk. *10 pcs.*	5,80 € *5.80 €*
	Rahmenholz RD 20 *Threshold batten RD 20*	250 x 45 x 20 mm *250 x 45 x 20 mm*	2 02 921	10 Stk. *10 pcs.*	9,30 € *9.30 €*
	Lastverteilblech Stahl *Load bearing sheet (steel)*	800 x 200 x 1 mm *800 x 200 x 1 mm*	2 02 904	1 Stk. *1 pc.*	16,70 € *16.70 €*
	Wärmeleitblech Aluminium 0.25 *Heat distribution sheet aluminium 0.25*	495 x 195 x 0,25 mm *495 x 195 x 0.25 mm*	2 02 911	20 Stk. *20 pcs.*	3,50 € *3.20 €*
	RollFix ECO 5 kg	5 kg Eimer *5 kg bucket*	2 02 934	1 Stk. *1 pc.*	106,80 € *106.80 €*
	RollFix ECO 10 kg	10 kg Eimer *10 kg bucket*	2 02 935	1 Stk. *1 pc.*	185,00 € *185.00 €*
	Systemtrennlage *System separating layer*	80 x 1,25 m (100 m²) *80 x 1.25 m (100 m²)*	2 02 910	100 m² *100 m²*	1,70 € / m² *1.70 € / m²*

Rohrsystem | Pipe system

	Artikel *Article*	Abmessung (LxBxH) *Dimensions (LxWxH)*	Art-Nr. *Item-no.*	VPE *PU*	Preis/Stk. *Price/Item*
	MFH-Systemrohr, PE-RT/AL/PE-RT *MFH composite pipe, PE-RT/AL/PE-RT*	12 x 1,60 mm *12 x 1.60 mm*	2 00 014	200 lfdm *200 m*	1,90 € / lfdm *1.90 € / m*
	Klemmverschraubung (Eurokonus) 3/4“ *Clamp screw joint (euro cone) 3/4“*	12 x 1,60 mm *12 x 1.60 mm*	2 00 103	1 Stk. *1 pc.*	10,60 € / Set *10.60 € / set*
	Pressverbinder Metall (MP) – für das MFH-Systemrohr 12 x 1,60 mm *Metal coupling (MP) – for MFH compostite pipe 12 x 1,60 mm*	12 x 12 mm *12 x 12 mm*	2 00 104	1 Stk. *1 pc.*	8,35 € *8.35 €*
	MFH-Systemrohr, PE-RT *MFH composite pipe, PE-RT*	12 x 1,30 mm *12 x 1.30 mm*	2 00 012	200 lfdm *200 m*	1,25 € / lfdm *1.25 € / m*
	Klemmverschraubung (Eurokonus) 3/4“ *Clamp screw joint (euro cone) 3/4“*	12 x 1,30 mm *12 x 1.30 mm*	2 00 101	1 Stk. *1 pc.*	13,10 € / Set *13.10 € / set*
	Kupplungsnippel (Eurokonus) *Coupling nipple (euro cone)*	3/4" AG x 3/4“ AG *3/4“ AG x 3/4“ AG*	2 00 102	1 Stk. *1 pc.*	4,25 € *4.25 €*

IDEAL TOP EPS 20

VIDEO

















System IDEAL TOP ÖKO 20 –
Ökologisch. Dünn. Behaglich

Das aus Holzfaser bestehende System **IDEAL TOP ÖKO 20** ist das dünnste mfh ÖKO Fußbodenheizungssystem. Aufgrund der hohen Dichte hat die Holzfaserdämmung ein höheres Gewicht und damit auch einen hohen Trittschallschutz.
Alle Materialien sind bestens zu trennen und recycelbar – nachhaltiges System mit hoher Energieeffizienz.

System IDEAL TOP ÖKO 20 –
Ecological. Thin. Cosy

*The **IDEAL TOP ÖKO 20** system made of wood fibre is the thinnest mfh ÖKO underfloor heating system. Due to the high density, the wood fibre insulation has a higher weight and thus also a high impact sound insulation. All materials are easy to separate and recyclable – a sustainable system with high energy efficiency.*



Omega-Form der Rohrkanäle
Omega shape of the pipe channels



Umbördelung der Blechkanten
Beading of the sheet edges



Vollflächige Wärmeleitbleche
Full-surface heat conducting plates



Systemelemente | System elements

	Artikel *Article*	Abmessung (LxBxH) *Dimensions (LxWxH)*	Art-Nr. *Item-no.*	VPE *PU*	Preis/Stk. *Price/Item*
	Heizelement (VA = 150 mm) *Heating element (VA = 150 mm)*	1.200 x 750 x 20 mm *1,200 x 750 x 20 mm*	2 02 151	1 Stk. *1 pc.*	49,10 € *49.10 €*
	Kopfelement (VA = 150 mm) *Head element (VA = 150 mm)*	750 x 200 x 20 mm *750 x 200 x 20 mm*	2 02 152	1 Stk. *1 pc.*	15,60 € *15,60 €*
	Randelement *Blank element*	1.200 x 750 x 20 mm *1,200 x 750 x 20 mm*	2 02 153	1 Stk. *1 pc.*	19,90 € *19.90 €*
	Zuleitungselement ZL *Supply element ZL*	750 x 100 x 20 mm *750 x 100 x 20 mm*	2 02 154	1 Stk. *1 pc.*	8,80 € *8.80 €*

Lastverteilung | Load distribution

	Artikel *Article*	Abmessung (LxBxH) *Dimensions (LxWxH)*	Art-Nr. *Item-no.*	VPE *PU*	Preis/Stk. *Price/Item*
	Entkopplungsplatte STRONGBOARD 5 *Decoupling plate STRONGBOARD 5*	1.150 x 600 x 5 mm *1,150 x 600 x 5 mm*	2 02 801	10 Stk. *10 pcs.*	33,70 € / m² *33.70 € / m²*
	Fugenklebeband 12 m *Joint tape 12 m*	12 m x 140 mm *12 m x 140 mm*	2 02 802	12 lfdm *12 m.*	38,50 € *38.50 €*
	Fugenklebeband 120 m *Joint tape 120 m*	120 m x 140 mm *120 m x 140 mm*	2 02 803	120 lfdm *120 m.*	304,90 € *304.90 €*

Zubehör | Accessoiries

	Artikel *Article*	Abmessung (LxBxH) *Dimensions (LxWxH)*	Art-Nr. *Item-no.*	VPE *PU*	Preis/Stk. *Price/Item*
	Randdämmstreifen ÖKO *Edge insulation strip ÖKO*	25 m x 10 mm x 140 mm *25 m x 10 mm x 140 mm*	2 02 113	25 lfdm *25 m*	1,70 € / lfdm *1.70 € / m*
	Rahmenholz RH 20 *Support batten RH 20*	1.000 x 45 x 20 mm *1,000 x 45 x 20 mm*	2 02 920	10 Stk. *10 pcs.*	5,80 € *5.80 €*
	Rahmenholz RD 20 *Threshold batten RD 20*	250 x 45 x 20 mm *250 x 45 x 20 mm*	2 02 921	10 Stk. *10 pcs.*	9,30 € *9.30 €*
	Lastverteilblech Stahl *Load bearing sheet (steel)*	800 x 200 x 1 mm *800 x 200 x 1 mm*	2 02 904	1 Stk. *1 pc.*	16,70 € *16.70 €*
	Wärmeleitblech Aluminium 0.25 *Heat distribution sheet aluminium 0.25*	495 x 195 x 0,25 mm *495 x 195 x 0.25 mm*	2 02 911	20 Stk. *20 pcs.*	3,50 € *3.50 €*
	RollFix ECO 5 kg	5 kg Eimer *5 kg bucket*	2 02 934	1 Stk. *1 pc.*	106,80 € *106.80 €*
	RollFix ECO 10 kg	10 kg Eimer *10 kg bucket*	2 02 935	1 Stk. *1 pc.*	185,00 € *185.00 €*
	Systemtrennlage *System separating layer*	80 x 1,25 m (100 m²) *80 x 1.25 m (100 m²)*	2 02 910	100 m² *100 m²*	1,70 € / m² *1.70 € / m²*

Rohrsystem | Pipe system

	Artikel *Article*	Abmessung (LxBxH) *Dimensions (LxWxH)*	Art-Nr. *Item-no.*	VPE *PU*	Preis/Stk. *Price/Item*
	MFH-Systemrohr, PE-RT/AL/PE-RT *MFH composite pipe, PE-RT/AL/PE-RT*	12 x 1,60 mm *12 x 1.60 mm*	2 00 014	200 lfdm *200 m*	1,90 € / lfdm *1.90 € / m*
	Klemmverschraubung (Eurokonus) 3/4“ *Clamp screw joint (euro cone) 3/4“*	12 x 1,60 mm *12 x 1.60 mm*	2 00 103	1 Stk. *1 pc.*	10,60 € / Set *10.60 € / set*
	Pressverbinder Metall (MP) – für das MFH-Systemrohr 12 x 1,60 mm *Metal coupling (MP) – for MFH compostite pipe 12 x 1,60 mm*	12 x 12 mm *12 x 12 mm*	2 00 104	1 Stk. *1 pc.*	8,35 € *8.35 €*
	MFH-Systemrohr, PE-RT *MFH composite pipe, PE-RT*	12 x 1,30 mm *12 x 1.30 mm*	2 00 012	200 lfdm *200 m*	1,25 € / lfdm *1.25 € / m*
	Klemmverschraubung (Eurokonus) 3/4“ *Clamp screw joint (euro cone) 3/4“*	12 x 1,30 mm *12 x 1.30 mm*	2 00 101	1 Stk. *1 pc.*	13,10 € / Set *13.10 € / set*
	Kupplungsnippel (Eurokonus) *Coupling nipple (euro cone)*	3/4" AG x 3/4“ AG *3/4“ AG x 3/4“ AG*	2 00 102	1 Stk. *1 pc.*	4,25 € *4.25 €*

IDEAL TOP ÖKO 20

VIDEO

















System IDEAL TOP ÖKO ST 30 –

Optimiertes Format auf Strohbasis

Beim System **IDEAL TOP ÖKO ST 30** besteht der Dämmstoff aus Stroh. Heizen mit schnell nachwachsenden, natürlichen Rohstoffen – unser Beitrag zur Nachhaltigkeit! Ein weiteres Plus: Mit dem logistisch optimierten Plattenformat ist das System nicht nur optimal im Betrieb, sondern auch in der Lagerhaltung.

System IDEAL TOP ÖKO ST 30 –

Optimised straw-based format

*In the **IDEAL TOP ÖKO ST 30** system, the insulation material consists of straw. Heating with rapidly renewable, natural raw materials - our contribution to sustainability! Another plus: With the logistically optimised board format, the system is not only optimal in operation, but also in storage.*



Omega-Form der Rohrkanäle
Omega shape of the pipe channels



Umbördelung der Blechkanten
Beading of the sheet edges



Vollflächige Wärmeleitbleche
Full-surface heat conducting plates



Systemelemente | System elements

	Artikel *Article*	Abmessung (LxBxH) *Dimensions (LxWxH)*	Art-Nr. *Item-no.*	VPE *PU*	Preis/Stk. *Price/Item*
	Heizelement (VA = 150 mm) *Heating element (VA = 150 mm)*	1.200 x 600 x 30 mm *1,200 x 600 x 20 mm*	2 02 171	1 Stk. *1 pc.*	51,70 € *51.70 €*
	Kopfelement (VA = 150 mm) *Head element (VA = 150 mm)*	600 x 200 x 30 mm *600 x 200 x 20 mm*	2 02 172	1 Stk. *1 pc.*	11,40 € *11,40 €*
	Randelement *Blank element*	1.200 x 600 x 30 mm *1,200 x 600 x 20 mm*	2 02 173	1 Stk. *1 pc.*	*25*,70 € *25.70 €*

Zubehör | Accessoiries










Artikel *Article*	Abmessung (LxBxH) *Dimensions (LxWxH)*	Art-Nr. *Item-no.*	VPE *PU*	Preis/Stk. *Price/Item*
Randdämmstreifen ÖKO *Edge insulation strip ÖKO*	25 m x 10 mm x 140 mm *25 m x 10 mm x 140 mm*	2 02 113	25 lfdm *25 m*	1,70 € / lfdm *1.70 € / m*
Rahmenholz RH 30 *Support batten RH 30*	1.000 x 45 x 30 mm *1,000 x 45 x 30 mm*	2 02 901	10 Stk. *10 pcs.*	6,20 € *6.20 €*
Rahmenholz RD 30 *Threshold batten RD 30*	250 x 45 x 30 mm *250 x 45 x 30 mm*	2 02 902	10 Stk. *10 pcs.*	2,50 € *2.50 €*
Verteiler-Element VE 30 *Manifold element VE 30*	1.000 x 545 x 30 mm *1,000 x 545 x 30 mm*	2 02 909	1 Stk. *1 pc.*	75,50 € *75.50 €*
Lastverteilblech Stahl *Load bearing sheet (steel)*	800 x 200 x 1 mm *800 x 200 x 1 mm*	2 02 904	1 Stk. *1 pc.*	16,70 € *16.70 €*
Wärmeleitblech *Heat distribution sheet*	495 x 242 x 0,4 mm *495 x 242 x 0.4 mm*	2 02 903	20 Stk. *20 pcs.*	4,20 € *4,20 €*
RollFix ECO 5 kg	5 kg Eimer *5 kg bucket*	2 02 934	1 Stk. *1 pc.*	106,80 € *106.80 €*
RollFix ECO 10 kg	10 kg Eimer *10 kg bucket*	2 02 935	1 Stk. *1 pc.*	185,00 € *185.00 €*
Systemtrennlage *System separating layer*	80 x 1,25 m (100 m²) *80 x 1.25 m (100 m²)*	2 02 910	100 m² *100 m²*	1,70 € / m² *1.70 € / m²*

Rohrsystem | Pipe system









Artikel *Article*	Abmessung (LxBxH) *Dimensions (LxWxH)*	Art-Nr. *Item-no.*	VPE *PU*	Preis/Stk. *Price/Item*
MFH-Systemrohr, PE-RT/AL/PE-RT *MFH composite pipe, PE-RT/AL/PE-RT*	16 x 2,00 mm *16 x 2.00 mm*	2 00 016	200 lfdm *200 m*	2,10 € / lfdm *2.10 € / m*
MFH-Systemrohr, PE-RT/AL/PE-RT *MFH composite pipe, PE-RT/AL/PE-RT*	16 x 2 mm *16 x 2 mm*	2 00 017	100 lfdm *100 m*	2,10 € / lfdm *2.10 € / m*
Eurokonusverschraubung (2 Stk. im Set) 3/4" *Eurocone screw connection (2 pcs. in set) 3/4"*	16 x 2 mm *16 x 2 mm*	2 00 105	1 Stk. *1 pc.*	8,35 € / Set *8.35 € / set*
Pressverbinder Metall (MP) *Metal coupling (MP)*	16 x 16 mm *16 x 16 mm*	2 00 106	10 Stk. *10 pcs.*	10,35 € *10.35 €*
Press-Winkel 90° *Metal coupling (MP)*	16 x 16 mm *16 x 16 mm*	2 00 107	10 Stk. *10 pcs.*	12,45 € *12.45 €*
Press-Übergang MVR *Metal coupling (MP)*	16 mm x 1/2" IG *16 x 16 mm*	2 00 108	10 Stk. *10 pcs.*	9,55 € *9.55 €*
Press-Übergang MVR *Metal coupling (MP)*	16 mm x 1/2" AG *16 x 16 mm*	2 00 109	10 Stk. *10 pcs.*	8,25 € *8.25 €*

IDEAL TOP ÖKO ST 30

VIDEO













Leistungsauszug | Thermal output

IDEAL TOP EPS 15 | EPS 20 | ÖKO 20

System IDEAL TOP bestehend aus | *consisting of:*
» Heizelement | *Heating element*
» Kombielement (Bogen- u. Füllelement)
Combined element (head and blank element)
» Rahmenhölzer (RH und RD) | *Support batten (RH and RD)*
» MFH-Systemrohr | *MFH ystem pipe*
» Randdämmstreifen EPS | NEO | *Edge insulation strip EPS | NEO*

	Verlegeabstand 150 mm *Installation gap 150 mm*	EPS 17 Verlegeabstand 125 mm *Installation gap 125 mm*	ÖKO ST 30 Verlegeabstand 150 mm *Installation gap 150 mm*
Wärmeleistung nach DIN EN 1264 *Thermal output according to DIN EN 1264* θm = 35°C θi = 20°C σ = 5 K $R_{\lambda,B}$ = 0,00 m²K/W			
Fliese auf STRONGBOARD 5 *Tiles on STRONGBOARD 5*	63,4 W/m² *63.4 W/m²*	96,5 W/m² *96.5 W/m²*	– –
Fliese auf Fermacell (20 mm) *Tiles on Fermacell (20 mm)*	44,0 W/m² *44.0 W/m²*	69,9 W/m² *69.9 W/m²*	64,8 W/m² *64.8 W/m²*
Fliese auf COMPACT FLOOR PRO 12 *Tiles on COMPACT FLOOR PRO 12*	61,5 W/m² *61.5 W/m²*	83,2 W/m² *83.2 W/m²*	76,8 W/m² *76.8 W/m²*
Fliese auf COMPACT FLOOR EXPERT 15 *Tiles on COMPACT FLOOR EXPERT 15*	108,0 W/m² *108.0 W/m²*	109,6 W/m² *109.6 W/m²*	100,6 W/m² *100.6 W/m²*
Parkett auf COMPACT FLOOR DIRECT 1.5 ($R_{\lambda,B}$ = 0,12 m²K/W) *Tiles on COMPACT FLOOR DIRECT 1.5 ($R_{\lambda,B}$ = 0,12 m²K/W)*	50,9 W/m² *50.9 W/m²*	52,8 W/m² *52.8 W/m²*	49,2 W/m² *49.2 W/m²*
Wärmeleistung nach DIN EN 1264 *Thermal output according to DIN EN 1264* θm = 35°C θi = 24°C σ = 5 K $R_{\lambda,B}$ = 0,00 m²K/W			
Fliese auf STRONGBOARD 5 *Tiles on STRONGBOARD 5*	46,1 W/m² *46.1 W/m²*	70,2 W/m² *70.2 W/m²*	– –
Fliese auf Fermacell (20 mm) *Tiles on Fermacell (20 mm)*	32,0 W/m² *32.0 W/m²*	50,9 W/m² *50.9 W/m²*	47,1 W/m² *47.1 W/m²*
Fliese auf COMPACT FLOOR PRO 12 *Tiles on COMPACT FLOOR PRO 12*	44,7 W/m² *44.7 W/m²*	60,5 W/m² *60.5 W/m²*	55,8 W/m² *55.8 W/m²*
Fliese auf COMPACT FLOOR EXPERT 15 *Tiles on COMPACT FLOOR EXPERT 15*	78,5 W/m² *78.5 W/m²*	79,7 W/m² *79.7 W/m²*	73,2 W/m² *73.2 W/m²*
Parkett auf COMPACT FLOOR DIRECT 1.5 ($R_{\lambda,B}$ = 0,12 m²K/W *Tiles on COMPACT FLOOR DIRECT 1.5 ($R_{\lambda,B}$ = 0,12 m²K/W)*	37,0 W/m² *37.0 W/m²*	38,4 W/m² *38.4 W/m²*	35,8 W/m² *35.8 W/m²*

Montagezeiten | Installation Time

Die genannten Montagezeiten sind Erfahrungswerte und dienen als Kalkulationshilfe. Die Angaben zum Heizsystem beziehen sich auf einen Monteur (1-Mann-Montage) inklusive der Rohrverlegung. Sofern für das EPS System oder STRONGBOARD 5 eine Verklebung (Fixierung) vorgesehen ist, erhöhen sich die Angaben um ca. 3 min / m² pro Klebeschicht.

The installation times mentioned are based on experience and serve as calculation aid. The information on the heating system relate to a fitter (1-man assembly) including the piping. If the System EPS or STRONGBOARD 5 needs to be adhered (fixation), the times increase by about 3 min / m² per adhesive layer.

IDEAL TOP EPS 15	System IDEAL TOP EPS 15	12 min / m²
IDEAL TOP EPS 15	System IDEAL TOP EPS 20	12 min / m²
IDEAL TOP EPS 17	System IDEAL TOP EPS 17	13 min / m²
IDEAL TOP ÖKO 20	System IDEAL TOP ÖKO 20	14 min / m²
IDEAL TOP ÖKO ST 30	System IDEAL TOP ÖKO ST 30	16 min / m²
	STRONGBOARD 5 *STRONGBOARD 5*	12 min / m²
	SAFETEC *SAFETEC*	10 min / m²

Mengenermittlung Stückzahlen Fußbodenheizung / -kühlung

Quantity determination of floor heating / cooling

Die angegebenen Mengen dienen als Kalkulationshilfe bei Objekten > 100 m². Bei kleineren Flächen reduziert sich geringfügig die Genauigkeit des Ergebnisses.

The quantities indicated are given as estimates for buildings > 100 m². For smaller areas, the accuracy of the results are slightly reduced.

System IDEAL TOP	EPS 15	EPS 20	EPS 17
Verlegeabstand *Installation gap*	150 mm *150 mm*	150 mm *150 mm*	125 mm *125 mm*
Artikel *Article*	**Materialbedarf pro m²** ***Material requirements per m²***		
 Heizelement (VA = 150 mm) *Heating element (VA = 150 mm)*	0,92 Stk. *0.92 pcs.*	0,92 Stk. *0.92 pcs.*	0,92 Stk. *0.92 pcs.*
Kombielement (Bogen- u. Füllelement) (VA = 150 mm) *Combined element (head and blank element) (VA = 150 mm)*	0,23 Stk. *0.23 pc.*	0,23 Stk. *0.23 pc.*	0,23 Stk. *0.23 pc.*
 Randdämmstreifen EPS | NEO *Edge insulation strip EPS | NEO*	1,00 lfdm *1.00 m*	1,00 lfdm *1.00 m*	1,00 lfdm *1.00 m*
 MFH-Systemrohr, PE-RT/AL/PE-RT, 12 mm *MFH composite pipe, PE-RT/AL/PE-RT, 12 mm*	6,66 lfdm *6.66 m*	6,66 lfdm *6.66 m*	8,00 lfdm *8.00 m*
 Rahmenholz RH 15, RH 20, RH 17 *Support batten RH 15, RH 20, RH 17*	1,20 Stk. *1.20 pcs.*	1,20 Stk. *1.20 pcs.*	1,20 Stk. *1.20 pcs.*
 Rahmenholz RD 15 pro Türdurchgang und Heizkreis *Threshold batten RD 15 per doorway and heating circuit*	2,00 Stk. *2.00 pcs.*	– –	– –
 Wärmeleitblech Aluminium 0.25 *Heat distribution sheet aluminium 0.25*	1,00 Stk. *1.00 pc.*	1,00 Stk. *1.00 pc.*	1,00 Stk. *1.00 pc.*
 Lastverteilblech Stahl pro Heizkreis *Load bearing sheet (steel) per heating circuit*	0,5 Stk. *0.5 pc.*	0,5 Stk. *0.5 pc.*	0,5 Stk. *0.5 pc.*
 STRONGBOARD 5 *STRONGBOARD 5*	1,45 Stk. *1.45 pcs.*		
 STRONGBOARD 5 Fugenklebeband *STRONGBOARD 5 joint tape*	2,50 Stk. *2.50 pcs.*		
 RollFix Eco: Ankleben Heizelemente *RollFix Eco: Gluing heating elements*	150 g *150 g*		
 RollFix Eco: Ankleben STRONGBOARD 5 *RollFix Eco: Gluing STRONGBOARD 5*	200 g *200 g*		
 SAFETEC *SAFETEC*	1,00 m *1.00 m*		
 STRONGBOARD 5 Fugenklebeband *STRONGBOARD 5 joint tape*	2,00 Stk. *2.00 pcs.*		
 RollFix Eco: Ankleben Heizelemente *RollFix Eco: Gluing heating elements*	150 g *150 g*		
 RollFix Eco: Ankleben STRONGBOARD 5 *RollFix Eco: Gluing STRONGBOARD 5*	200 g *200 g*		

System IDEAL TOP	ÖKO 20	ÖKO ST 30
Verlegeabstand *Installation gap*	150 mm *150 mm*	150 mm *150 mm*
Artikel *Article*	**Materialbedarf pro m²** ***Material requirements per m²***	
 Heizelement (VA = 150 mm) *Heating element (VA = 150 mm)*	1,00 Stk. *1.00 pcs.*	1,25 Stk. *1.25 pcs.*
 Bogenelement (3 Bögen) *Head element (3 arcs)*	0,92 Stk. *0.92 pc.*	1,15 Stk. *1.15 pc.*
 Füllelement *Blank element*	0,08 Stk. *0.08 pc.*	0,10 Stk. *0.10 pc.*
 Randdämmstreifen ÖKO *Edge insulation strip ÖKO*	1,00 lfdm *1.00 m*	1,00 lfdm *1.00 m*
 MFH-Systemrohr, PE-RT/AL/PE-RT, 12 mm | 16 mm *MFH composite pipe, PE-RT/AL/PE-RT, 12 mm | 16 mm*	6,66 lfdm *6.66 m*	6,66 lfdm *6.66 m*
 Rahmenholz RH 20 | RH 30 *Support batten RH 20 | RH 30*	1,20 Stk. *1.20 pcs.*	1,20 Stk. *1.20 pcs.*
 Wärmeleitblech Aluminium 0.25 *Heat distribution sheet aluminium 0.25*	1,00 Stk. *1.00 pc.*	1,38 Stk. *1.38 pc.*
 Lastverteilblech Stahl pro Heizkreis *Load bearing sheet (steel) per heating circuit*	0,5 Stk. *0.5 pc.*	0,5 Stk. *0.5 pc.*

System IDEAL BASIC

i:deal
www.ideal-heat.com

Das System IDEAL BASIC ist geeignet für effiziente, schnell reagierende Flächenheizungen und -kühlungen. Die Systemplatten mit drei eingelassenen Rohrkanälen sind mit Sollbruchstellen ausgestattet.

The IDEAL BASIC system is suitable for efficient, fast-response surface heating and cooling systems. The system elements with three recessed pipe channels are equipped with predetermined breaking points.

1 Einheitlicher Verlegeabstand von 166 cm
Uniform installation gap of 166 cm

2 Wenige Systemkomponenten
Few system components

3 Auch als ökologische Variante erhältlich
Also available as ecological version










IDEAL BASIC EPS 30



30 mm	EPS 035 DEO	200 kPa	166 mm	1.000 x 500 mm	ø16 mm

IDEAL BASIC ÖKO 30



30 mm	Holzfaser *Wood fibre*	140 kPa	166 mm	1.000 x 500 mm	ø16 mm





System IDEAL BASIC EPS 30 –
Die einfache Art der Flächenheizung

Das System **IDEAL BASIC EPS 30** basiert auf der bewährten mfh-Technologie mit einem einheitlichen Verlegeabstand von 166 mm. Durch die einfache Montage und die geringe Aufbauhöhe eignet sich die Flächenheizung ideal für Sanierungsprojekte. Es kann aber auch zum Heizen und Kühlen an Wand und Decke eingesetzt werden.

System IDEAL BASIC EPS 30 –
The simple way of surface heating

*The **IDEAL BASIC EPS 30** system is based on the proven mfh technology with a uniform installation spacing of 166 mm. The simple installation and low installation height make the panel heating ideal for renovation projects. However, it can also be used for heating and cooling on walls and ceilings.*



Omega-Form der Rohrkanäle
Omega shape of the pipe channels



Umbördelung der Blechkanten
Beading of the sheet edges



Vorgestanzte Sollbruchstellen
Pre-punched breaking points



Systemelemente | System elements

	Artikel *Article*	Abmessung (LxBxH) *Dimensions (LxWxH)*	Art-Nr. *Item-no.*	VPE *PU*	Preis/Stk. *Price/Item*
	Heizelement (VA = 166 mm) *Heating element (VA = 166 mm)*	1.000 x 500 x 30 mm *1,000 x 500 x 30 mm*	2 02 021	10 Stk. *10 pcs.*	30,50 € *30.50 €*
	Kopfelement (6 Bögen) *Head element (6 arcs)*	1.000 x 500 x 30 mm *1,000 x 500 x 30 mm*	2 02 022	10 Stk. *10 pcs.*	12,20 € *12.20 €*
	Randelement *Blank element*	1.000 x 500 x 30 mm *1,000 x 500 x 30 mm*	2 02 023	10 Stk. *10 pcs.*	12,20 € *12.20 €*

Lastverteilung | Load distribution

	Artikel *Article*	Abmessung (LxBxH) *Dimensions (LxWxH)*	Art-Nr. *Item-no.*	VPE *PU*	Preis/Stk. *Price/Item*
	Entkopplungsplatte STRONGBOARD 5 *Decoupling plate STRONGBOARD 5*	1.150 x 600 x 5 mm *1,150 x 600 x 5 mm*	2 02 801	10 Stk. *10 pcs.*	33,70 € / m² *33.70 € / m²*
	Fugenklebeband 12 m *Joint tape 12 m*	12 m x 140 mm *12 m x 140 mm*	2 02 802	12 lfdm *12 m.*	38,50 € *38.50 €*
	Fugenklebeband 120 m *Joint tape 120 m*	120 m x 140 mm *120 m x 140 mm*	2 02 803	120 lfdm *120 m.*	304,90 € *304.90 €*

Lastverteilung | Load distribution



Artikel *Article*	Abmessung (LxBxH) *Dimensions (LxWxH)*	Art-Nr. *Item-no.*	VPE *PU*	Preis/Stk. *Price/Item*
Armierungs- und Entkopplungsbahn SAFETEC *Reinforcing and decoupling membrane SAFETEC*	10.000 x 1.000 x 1,5 mm *10,000 x 1,000 x 1.5 mm*	2 02 871	1 Stk. *1 pc.*	14,90 € *14.90 €*
Armierungs- und Entkopplungsbahn SAFETEC *Reinforcing and decoupling membrane SAFETEC*	25.000 x 1.000 x 1,5 mm *25,000 x 1,000 x 1.5 mm*	2 02 872	1 Stk. *1 pc.*	14,90 € *14.90 €*
SAFETEC Fugenklebeband *SAFETEC joint tape*	25 m x 50 mm *25 m x 50 mm*	2 02 873	25 lfdm *25 m.*	31,50 € *31.50 €*

Zubehör | Accessoiries



Artikel *Article*	Abmessung (LxBxH) *Dimensions (LxWxH)*	Art-Nr. *Item-no.*	VPE *PU*	Preis/Stk. *Price/Item*
Randdämmstreifen EPS | NEO *Edge insulation strip EPS | NEO*	50 m x 8 mm x 100 mm *50 m x 8 mm x 100 mm*	2 02 011	50 lfdm *50 m*	0,95 € / lfdm *0.95 € / m*
Rahmenholz RH 30 *Support batten RH 30*	1.000 x 45 x 30 mm *1,000 x 45 x 30 mm*	2 02 901	10 Stk. *10 pcs.*	6,20 € *6.20 €*
Lastverteilblech Stahl *Load bearing sheet (steel)*	800 x 200 x 1 mm *800 x 200 x 1 mm*	2 02 904	1 Stk. *1 pc.*	16,70 € *16.70 €*
Wärmeleitblech Aluminium 0.25 *Heat distribution sheet aluminium 0.25*	495 x 242 x 0,25 mm *495 x 242 x 0.25 mm*	2 02 919	20 Stk. *20 pcs.*	4,20 € *4.20 €*
RollFix ECO 5 kg	5 kg Eimer *5 kg bucket*	2 02 934	1 Stk. *1 pc.*	106,80 € *106.80 €*
RollFix ECO 10 kg	10 kg Eimer *10 kg bucket*	2 02 935	1 Stk. *1 pc.*	185,00 € *185.00 €*
Systemtrennlage *System separating layer*	80 x 1,25 m (100 m²) *80 x 1.25 m (100 m²)*	2 02 910	100 m² *100 m²*	1,70 € / m² *1.70 € / m²*

Rohrsystem | Pipe system



Artikel *Article*	Abmessung (LxBxH) *Dimensions (LxWxH)*	Art-Nr. *Item-no.*	VPE *PU*	Preis/Stk. *Price/Item*
MFH-Systemrohr, PE-RT/AL/PE-RT *MFH composite pipe, PE-RT/AL/PE-RT*	16 x 2,00 mm *16 x 2.00 mm*	2 00 016	200 lfdm *200 m*	2,10 € / lfdm *2.10 € / m*
MFH-Systemrohr, PE-RT/AL/PE-RT *MFH composite pipe, PE-RT/AL/PE-RT*	16 x 2 mm *16 x 2 mm*	2 00 017	100 lfdm *100 m*	2,10 € / lfdm *2.10 € / m*
Eurokonusverschraubung (2 Stk. im Set) 3/4" *Eurocone screw connection (2 pcs. in set) 3/4"*	16 x 2 mm *16 x 2 mm*	2 00 105	1 Stk. *1 pc.*	8,35 € / Set *8.35 € / set*

Rohrsystem | Pipe system

	Artikel *Article*	Abmessung (LxBxH) *Dimensions (LxWxH)*	Art-Nr. *Item-no.*	VPE *PU*	Preis/Stk. *Price/Item*
	Pressverbinder Metall (MP) *Metal coupling (MP)*	16 x 16 mm *16 x 16 mm*	2 00 106	10 Stk. *10 pcs.*	10,35 € *10.35 €*
	Press-Winkel 90° *Metal coupling (MP)*	16 x 16 mm *16 x 16 mm*	2 00 107	10 Stk. *10 pcs.*	12,45 € *12.45 €*
	Press-Übergang MVR *Metal coupling (MP)*	16 mm x 1/2" IG *16 x 16 mm*	2 00 108	10 Stk. *10 pcs.*	9,55 € *9.55 €*
	Press-Übergang MVR *Metal coupling (MP)*	16 mm x 1/2" AG *16 x 16 mm*	2 00 109	10 Stk. *10 pcs.*	8,25 € *8.25 €*

IDEAL BASIC EPS 30

VIDEO













System IDEAL BASIC ÖKO 30 –
Einfach ÖKO, einfach gut!

Das System **IDEAL BASIC ÖKO 30** basiert auf der bewährten mfh-Technologie mit einem einheitlichen Verlegeabstand von 166 mm. Aufgrund der hohen Dichte hat die Holzfaserdämmung ein höheres Gewicht und damit auch einen hohen Trittschallschutz. Die ökologische Flächenheizung zum Heizen und Kühlen – der Umwelt zuliebe.

System IDEAL BASIC ÖKO 30 –
Simply ECO, simply good!

*The **IDEAL BASIC ÖKO 30** system is based on the proven mfh technology with a uniform laying distance of 166 mm. Due to the high density, the wood fibre insulation has a higher weight and thus also a high impact sound insulation. The ecological panel heating for heating and cooling – for the sake of the environment.*



Omega-Form der Rohrkanäle
Omega shape of the pipe channels



Umbördelung der Blechkanten
Beading of the sheet edges



Vollflächige Wärmeleitbleche
Full-surface heat conducting plates



Systemelemente | System elements

	Artikel *Article*	Abmessung (LxBxH) *Dimensions (LxWxH)*	Art-Nr. *Item-no.*	VPE *PU*	Preis/Stk. *Price/Item*
	Heizelement (VA = 166 mm) *Heating element (VA = 166 mm)*	1.000 x 500 x 30 mm *1,000 x 500 x 30 mm*	2 02 121	1 Stk. *1 pcs.*	43,20 € *43.20 €*
	Kopfelement (3 Bögen) *Head element (3 arcs)*	1.000 x 250 x 30 mm *1,000 x 500 x 30 mm*	2 02 122	1 Stk. *1 pcs.*	19,90 € *19.90 €*
	Randelement *Blank element*	1.000 x 500 x 30 mm *1,000 x 500 x 30 mm*	2 02 123	1 Stk. *1 pcs.*	18,30 € *18.30 €*

Zubehör | Accessoiries

	Artikel *Article*	Abmessung (LxBxH) *Dimensions (LxWxH)*	Art-Nr. *Item-no.*	VPE *PU*	Preis/Stk. *Price/Item*
	Randdämmstreifen ÖKO *Edge insulation strip ÖKO*	25 m x 10 mm x 140 mm *25 m x 10 mm x 140 mm*	2 02 113	25 lfdm *25 m*	1,70 € / lfdm *1.70 € / m*
	Rahmenholz RH 30 *Support batten RH 30*	1.000 x 45 x 30 mm *1,000 x 45 x 30 mm*	2 02 901	10 Stk. *10 pcs.*	6,20 € *6.20 €*
	Lastverteilblech Stahl *Load bearing sheet (steel)*	800 x 200 x 1 mm *800 x 200 x 1 mm*	2 02 904	1 Stk. *1 pc.*	16,70 € *16.70 €*
	Wärmeleitblech Aluminium 0.25 *Heat distribution sheet aluminium 0.25*	495 x 242 x 0,25 mm *495 x 242 x 0.25 mm*	2 02 919	20 Stk. *20 pcs.*	4,20 € *4.20 €*
	RollFix ECO 5 kg	5 kg Eimer *5 kg bucket*	2 02 934	1 Stk. *1 pc.*	106,80 € *106.80 €*
	RollFix ECO 10 kg	10 kg Eimer *10 kg bucket*	2 02 935	1 Stk. *1 pc.*	185,00 € *185.00 €*
	Systemtrennlage *System separating layer*	80 x 1,25 m (100 m²) *80 x 1.25 m (100 m²)*	2 02 910	100 m² *100 m²*	1,70 € / m² *1.70 € / m²*

Rohrsystem | Pipe system

	Artikel *Article*	Abmessung (LxBxH) *Dimensions (LxWxH)*	Art-Nr. *Item-no.*	VPE *PU*	Preis/Stk. *Price/Item*
	MFH-Systemrohr, PE-RT/AL/PE-RT *MFH composite pipe, PE-RT/AL/PE-RT*	16 x 2,00 mm *16 x 2.00 mm*	2 00 016	200 lfdm *200 m*	2,10 € / lfdm *2.10 € / m*
	MFH-Systemrohr, PE-RT/AL/PE-RT *MFH composite pipe, PE-RT/AL/PE-RT*	16 x 2 mm *16 x 2 mm*	2 00 017	100 lfdm *100 m*	2,10 € / lfdm *2.10 € / m*
	Eurokonusverschraubung (2 Stk. im Set) 3/4" *Eurocone screw connection (2 pcs. in set) 3/4"*	16 x 2 mm *16 x 2 mm*	2 00 105	1 Stk. *1 pc.*	8,35 € / Set *8.35 € / set*

	Artikel *Article*	Abmessung (LxBxH) *Dimensions (LxWxH)*	Art-Nr. *Item-no.*	VPE *PU*	Preis/Stk. *Price/Item*
	Pressverbinder Metall (MP) *Metal coupling (MP)*	16 x 16 mm *16 x 16 mm*	2 00 106	10 Stk. *10 pcs.*	10,35 € *10.35 €*
	Press-Winkel 90° *Metal coupling (MP)*	16 x 16 mm *16 x 16 mm*	2 00 107	10 Stk. *10 pcs.*	12,45 € *12.45 €*
	Press-Übergang MVR *Metal coupling (MP)*	16 mm x 1/2" IG *16 x 16 mm*	2 00 108	10 Stk. *10 pcs.*	9,55 € *9.55 €*
	Press-Übergang MVR *Metal coupling (MP)*	16 mm x 1/2" AG *16 x 16 mm*	2 00 109	10 Stk. *10 pcs.*	8,25 € *8.25 €*

IDEAL BASIC ÖKO 30

VIDEO









Leistungsauszug | Thermal output

IDEAL BASIC EPS 30 | ÖKO 30

System IDEAL BASIC EPS 30 | ÖKO 30
bestehend aus | *consisting of:*

» Heizelement | *Heating element*
» Kopfelement | *Head element*
» Randelement | *Blank element*
» Rahmenhölzer | *Support batten (RH and RD)*
» MFH-Systemrohr | *MFH system pipe*
» Randdämmstreifen EPS | NEO
Edge insulation strip EPS | NEO

Verlegeabstand 166 mm (VA = 166 mm)

Installation gap (VA = 166 mm)

Wärmeleistung nach DIN EN 1264
Thermal output according to DIN EN 1264

$\theta m = 35°C$ $\theta i = 20°C$ $\sigma = 5\ K$ $R_{\lambda,B} = 0{,}00\ m^2K/W$

Fliese auf STRONGBOARD 5 *Tiles on STRONGBOARD 5*	85,0 W/m² *85.0 W/m²*
Fliese auf Fermacell (20 mm) *Tiles on Fermacell (20 mm)*	62,2 W/m² *62.2 W/m²*
Fliese auf COMPACT FLOOR PRO 12 *Tiles on COMPACT FLOOR PRO 12*	73,6 W/m² *73.6 W/m²*
Fliese auf COMPACT FLOOR EXPERT 15 *Tiles on COMPACT FLOOR EXPERT 15*	96,2 W/m² *96.2 W/m²*
Parkett auf COMPACT FLOOR DIRECT 1.5 ($R_{\lambda,B}$ = 0,12 m²K/W) *Tiles on COMPACT FLOOR DIRECT 1.5 ($R_{\lambda,B}$ = 0,12 m²K/W)*	47,4 W/m² *47.4 W/m²*

Wärmeleistung nach DIN EN 1264
Thermal output according to DIN EN 1264

$\theta m = 35°C$ $\theta i = 24°C$ $\sigma = 5\ K$ $R_{\lambda,B} = 0{,}00\ m^2K/W$

Fliese auf STRONGBOARD 5 *Tiles on STRONGBOARD 5*	61,8 W/m² *61.8 W/m²*
Fliese auf Fermacell (20 mm) *Tiles on Fermacell (20 mm)*	45,2 W/m² *45.2 W/m²*
Fliese auf COMPACT FLOOR PRO 12 *Tiles on COMPACT FLOOR PRO 12*	53,5 W/m² *53.5 W/m²*
Fliese auf COMPACT FLOOR EXPERT 15 *Tiles on COMPACT FLOOR EXPERT 15*	70,0 W/m² *70.0 W/m²*
Parkett auf COMPACT FLOOR DIRECT 1.5 ($R_{\lambda,B}$ = 0,12 m²K/W) *Tiles on COMPACT FLOOR DIRECT 1.5 ($R_{\lambda,B}$ = 0,12 m²K/W)*	34,4 W/m² *34.4 W/m²*

Montagezeiten | Installation Time

Die genannten Montagezeiten sind Erfahrungswerte und dienen als Kalkulationshilfe. Die Angaben zum Heizsystem beziehen sich auf einen Monteur (1-Mann-Montage) inklusive der Rohrverlegung. Sofern für das EPS System oder STRONGBOARD 5 eine Verklebung (Fixierung) vorgesehen ist, erhöhen sich die Angaben um ca. 3 min / m² pro Klebeschicht.

The installation times mentioned are based on experience and serve as calculation aid. The information on the heating system relate to a fitter (1-man assembly) including the piping. If the System EPS or STRONGBOARD 5 needs to be adhered (fixation), the times increase by about 3 min / m² per adhesive layer.

IDEAL BASIC	System IDEAL BASIC EPS 30	11 min / m²
IDEAL BASIC	System IDEAL BASIC ÖKO 30	15 min / m²

Mengenermittlung Stückzahlen Fußbodenheizung / -kühlung

Quantity determination of floor heating / cooling

Die angegebenen Mengen dienen als Kalkulationshilfe bei Objekten > 100 m². Bei kleineren Flächen reduziert sich geringfügig die Genauigkeit des Ergebnisses.

The quantities indicated are given as estimates for buildings > 100 m². For smaller areas, the accuracy of the results are slightly reduced.

System IDEAL BASIC	EPS 30
Verlegeabstand *Installation gap*	166 mm *166 mm*
Artikel *Article*	**Materialbedarf pro m²** ***Material requirements per m²***
 Heizelement (VA = 166 mm) *Heating element (VA = 166 mm)*	1,45 Stk. *1.45 pcs.*
 Kopfelement ohne Aluminium (6 Bögen) (VA = 166 mm) *Head element without aluminium (VA = 166 mm)*	0,25 Stk. *0.25 pc.*
 Füllelement *Blank element*	0,30 Stk. *0.30 pc.*
 Randdämmstreifen EPS | NEO *Edge insulation strip EPS | NEO*	1,00 lfdm *1.00 m*
 MFH-Systemrohr, PE-RT/AL/PE-RT, 16 mm *MFH composite pipe, PE-RT/AL/PE-RT, 16 mm*	6,00 lfdm *6.00 m*
 Rahmenholz RH 30 *Support batten RH 30*	1,20 Stk. *1.20 pcs.*
 Wärmeleitblech Aluminium 0.25 *Heat distribution sheet aluminium 0.25*	0,96 Stk. *0.96 pc.*
 Lastverteilblech Stahl pro Heizkreis *Load bearing sheet (steel) per heating circuit*	0,5 Stk. *0.5 pc.*
 STRONGBOARD 5 *STRONGBOARD 5*	1,45 Stk. *1.45 pcs.*
 STRONGBOARD 5 Fugenklebeband *STRONGBOARD 5 joint tape*	2,50 Stk. *2.50 pcs.*
 RollFix Eco: Ankleben Heizelemente *RollFix Eco: Gluing heating elements*	150 g *150 g*
 RollFix Eco: Ankleben STRONGBOARD 5 *RollFix Eco: Gluing STRONGBOARD 5*	200 g *200 g*
 SAFETEC *SAFETEC*	1,00 m *1.00 m*
 STRONGBOARD 5 Fugenklebeband *STRONGBOARD 5 joint tape*	2,00 Stk. *2.00 pcs.*
 RollFix Eco: Ankleben Heizelemente *RollFix Eco: Gluing heating elements*	150 g *150 g*
 RollFix Eco: Ankleben STRONGBOARD 5 *RollFix Eco: Gluing STRONGBOARD 5*	200 g *200 g*

System IDEAL BASIC	ÖKO 30
Verlegeabstand *Installation gap*	166 mm *166 mm*
Artikel *Article*	**Materialbedarf pro m²** ***Material requirements per m²***
 Heizelement (VA = 166 mm) *Heating element (VA = 166 mm)*	1,45 Stk. *1.45 pcs.*
 Bogenelement (3 Bögen) *Head element (3 arcs)*	0,50 Stk. *0.50 pc.*
 Füllelement *Blank element*	0,30 Stk. *0.30 pc.*
 Randdämmstreifen ÖKO *Edge insulation strip ÖKO*	1,00 lfdm *1.00 m*
 MFH-Systemrohr, PE-RT/AL/PE-RT, 16 mm *MFH composite pipe, PE-RT/AL/PE-RT, 16 mm*	6,00 lfdm *6.00 m*
 Rahmenholz RH 30 *Support batten RH 30*	1,20 Stk. *1.20 pcs.*
 Wärmeleitblech Aluminium 0.25 *Heat distribution sheet aluminium 0.25*	0,96 Stk. *0.96 pc.*
 Lastverteilblech Stahl pro Heizkreis *Load bearing sheet (steel) per heating circuit*	0,5 Stk. *0.5 pc.*

Regelungsysteme | Control systems

Bei einem Fußboden verteilt sich die Wärme über den ganzen Raum und sorgt somit für ein behagliches Raumklima. Für die Steuerung der gewünschten Temperatur im Raum bietet die mfh systems auch erforderliche Verteiler, Stellantriebe, Thermostate sowie Anschlüsse und Beimisch-Regelstationen an.

With a floor, the heat is distributed over the entire room and thus ensures a comfortable room climate. To control the desired temperature in the room, mfh systems also provides the necessary distributors, actuators, thermostats as well as connections and mixing control stations.

1 Verteiler aus Edelstahl
Manifolds made of stainless steel



2 Kabelgebundene & Funkregelungen erhältlich
Wired & wireless variants available



3 Kompaktregelstationen perfekt für den Sanierungsbereich
Compact control stations perfect for the renovation sector









Verteiler | Manifold

Die Lieferung erfolgt als Komplettverteiler inkl. Kugelhähne 3/4", Handentlüfter, F/E-Hähne, Endstopfen und schallgedämmten Wandhaltern.
The delivery takes place as complete manifold incl. ball valves 3/4", manual air vents, F/E valves, end plugs and sound-insulated wall holders.



Artikel *Article*	**Art-Nr.** *Item-no.*	**VPE** *PU*	**Preis/Stk.** *Price/Item*
Heizkreisverteiler (Edelstahl), 2 Heizkreise *Heating circuit distributor (stainless steel), 2 heating circuits*	2 03 002	1 Stk. *1 pc.*	157,00 € *157.00 €*
Heizkreisverteiler (Edelstahl), 3 Heizkreise *Heating circuit distributor (stainless steel), 3 heating circuits*	2 03 003	1 Stk. *1 pc.*	193,00 € *193.00 €*
Heizkreisverteiler (Edelstahl), 4 Heizkreise *Heating circuit distributor (stainless steel), 4 heating circuits*	2 03 004	1 Stk. *1 pc.*	230,00 € *230.00 €*
Heizkreisverteiler (Edelstahl), 5 Heizkreise *Heating circuit distributor (stainless steel), 5 heating circuits*	2 03 005	1 Stk. *1 pc.*	265,00 € *265.00 €*
Heizkreisverteiler (Edelstahl), 6 Heizkreise *Heating circuit distributor (stainless steel), 6 heating circuits*	2 03 006	1 Stk. *1 pc.*	301,00 € *301.00 €*
Heizkreisverteiler (Edelstahl), 7 Heizkreise *Heating circuit distributor (stainless steel), 7 heating circuits*	2 03 007	1 Stk. *1 pc.*	338,00 € *338.00 €*
Heizkreisverteiler (Edelstahl), 8 Heizkreise *Heating circuit distributor (stainless steel), 8 heating circuits*	2 03 008	1 Stk. *1 pc.*	374,00 € *374.00 €*
Heizkreisverteiler (Edelstahl), 9 Heizkreise *Heating circuit distributor (stainless steel), 9 heating circuits*	2 03 009	1 Stk. *1 pc.*	410,00 € *410.00 €*
Heizkreisverteiler (Edelstahl), 10 Heizkreise *Heating circuit distributor (stainless steel), 10 heating circuits*	2 03 010	1 Stk. *1 pc.*	446,00 € *446.00 €*
Heizkreisverteiler (Edelstahl), 11 Heizkreise *Heating circuit distributor (stainless steel), 11 heating circuits*	2 03 011	1 Stk. *1 pc.*	483,00 € *483.00 €*
Heizkreisverteiler (Edelstahl), 12 Heizkreise *Heating circuit distributor (stainless steel), 12 heating circuits*	2 03 012	1 Stk. *1 pc.*	520,00 € *520.00 €*

Verteilerschränke | *Cabinets*

Die Lieferung erfolgt inklusive Halteschienen und Befestigungsmaterial für Heizkreisverteiler sowie Hutschiene zur einfachen Aufnahme von Anschlussleisten für die Einzelraumregelung.
The delivery includes mounting rails and fixing material for heating circuit manifolds as well as top-hat rail for simple mounting of connection strips for individual room control.



Artikel *Article*	**Abmessung (LxBxH)** *Dimensions (LxWxH)*	**Art-Nr.** *Item-no.*	**VPE** *PU*	**Preis/Stk.** *Price/Item*
Verteilerschrank Unterputz Typ I (max. 3 Heizkreise) *Recessed distribution cabinet Typ I (max. 3 heating circuits)*	400 x 700 x 110 mm *400 x 700 x 110 mm*	2 03 051	1 Stk. *1 pc.*	180,00 € *180.00 €*
Verteilerschrank Unterputz Typ II (max. 6 Heizkreise) *Recessed distribution cabinet Typ II (max. 6 heating circuits)*	600 x 700 x 110 mm *600 x 700 x 110 mm*	2 03 052	1 Stk. *1 pc.*	210,00 € *210.00 €*
Verteilerschrank Unterputz Typ III (max. 9 Heizkreise) *Recessed distribution cabinet Typ III (max. 9 heating circuits)*	750 x 700 x 110 mm *750 x 700 x 110 mm*	2 03 053	1 Stk. *1 pc.*	240,00 € *240.00 €*
Verteilerschrank Unterputz Typ IV (max. 12 Heizkreise) *Recessed distribution cabinet Typ IV (max. 12 heating circuits)*	1.000 x 700 x 110 mm *1,000 x 700 x 110 mm*	2 03 054	1 Stk. *1 pc.*	270,00 € *270.00 €*
Verteilerschrank Unterputz Typ V (max. 16 Heizkreise) *Recessed distribution cabinet Typ V (max. 16 heating circuits)*	1.200 x 700 x 110 mm *1,200 x 700 x 110 mm*	2 03 055	1 Stk. *1 pc.*	300,00 € *300.00 €*

Artikel *Article*	Abmessung (LxBxH) *Dimensions (LxWxH)*	Art-Nr. *Item-no.*	VPE *PU*	Preis/Stk. *Price/Item*
Verteilerschrank Aufputz Typ I *Surface-mounted distribution cabinet Typ I*	400 x 700 x 130 mm *400 x 700 x 130 mm*	2 03 071	1 Stk. *1 pc.*	160,00 € *160.00 €*
Verteilerschrank Aufputz Typ II *Surface-mounted distribution cabinet Typ II*	600 x 700 x 130 mm *600 x 700 x 130 mm*	2 03 072	1 Stk. *1 pc.*	190,00 € *190.00 €*
Verteilerschrank Aufputz Typ III *Surface-mounted distribution cabinet Typ III*	750 x 700 x 130 mm *750 x 700 x 130 mm*	2 03 073	1 Stk. *1 pc.*	220,00 € *220.00 €*
Verteilerschrank Aufputz Typ IV *Surface-mounted distribution cabinet Typ IV*	1.000 x 700 x 130 mm *1,000 x 700 x 130 mm*	2 03 074	1 Stk. *1 pc.*	250,00 € *250.00 €*
Verteilerschrank Aufputz Typ V *Surface-mounted distribution cabinet Typ V*	1.200 x 700 x 130 mm *1,200 x 700 x 130 mm*	2 03 075	1 Stk. *1 pc.*	280,00 € *280.00 €*

Kabelgebundene Regelung | *Wired control systems*

Artikel *Article*	Abmessung (LxBxH) *Dimensions (LxWxH)*	Art-Nr. *Item-no.*	VPE *PU*	Preis/Stk. *Price/Item*
 **Stellantrieb 230 V** stromlos offen (NO) | Aufnahme: M 30 x 1,5 | Betriebsleistung: 1 W ***Actuator 230 V** normally open (NO) | Absorption: M 30 x 1.5 | Operating power: 1 W*		2 03 101	1 Stk. *1 pc.*	30,00 € *30.00 €*
 **Anschlussleiste 230 V Basic für 6 Zonen** - Bis zu 15 Stellantriebe und 6 Raumthermostate - Pumpensteuerung, Umschaltung Heizen-Kühlen - Anschlüsse für Temperaturbegrenzer/Taupunktsensor ***Master controller 230 V Basic for 6 zones*** *- Up to 15 actuators and 6 room thermostats* *- Pump control, heating/cooling changeover* *- Connections for temperature limiter/dew point sensor*	326,5 x 90 x 52 mm *326.5 x 90 x 52 mm*	2 03 201	1 Stk. *1 pc.*	90,00 € *90.00 €*
 **Anschlussleiste 230 V Pro für 10 Zonen** - Bis zu 18 Stellantriebe und 10 Raumthermostate - Pumpensteuerung, Umschaltung Heizen-Kühlen - Anschlüsse für Temperaturbegrenzer/Taupunktsensor ***Master controller 230 V Pro for 10 zones*** *- Up to 18 actuators and 10 room thermostats* *- Pump control, heating/cooling changeover* *- Connections for temperature limiter/dew point sensor*	326,5 x 90 x 52 mm *326.5 x 90 x 52 mm*	2 03 202	1 Stk. *1 pc.*	160,00 € *160.00 €*
 Raumthermostat 230 V Analog *Room thermostat 230V Analogue*	86 x 86 x 29 mm *86 x 86 x 29 mm*	2 03 231	1 Stk. *1 pc.*	30,00 € *30.00 €*
Raumthermostat 230 V Analog für Heizen & Kühlen *Room thermostat 230V Analogue (heating & cooling)*	86 x 86 x 29 mm *86 x 86 x 29 mm*	2 03 232	1 Stk. *1 pc.*	55,00 € *55.00 €*
Raumthermostat 230 V Display *Room thermostat 230V with display*	86 x 86 x 31 mm *86 x 86 x 31 mm*	2 03 233	1 Stk. *1 pc.*	65,00 € *65.00 €*
 Raumthermostat 230 V Display f. Heizen & Kühlen *Room thermostat 230V with display (heating & cooling)*	86 x 86 x 31 mm *86 x 86 x 31 mm*	2 03 234	1 Stk. *1 pc.*	85,00 € *85.00 €*
Raumthermostat 230 V Display (programmierbar) *Room thermostat 230V (programmable)*	86 x 86 x 31 mm *86 x 86 x 31 mm*	2 03 235	1 Stk. *1 pc.*	140,00 € *140.00 €*

Funkregelung | *Wireless control systems*

Artikel *Article*	Abmessung (LxBxH) *Dimensions (LxWxH)*	Art-Nr. *Item-no.*	VPE *PU*	Preis/Stk. *Price/Item*
 **Anschlussleiste Funk 230V für 4 Zonen** - Bis zu 6 Stellantriebe und 4 Raumthermostate - Pumpensteuerung, Umschaltung Heizen-Kühlen ***Wireless master controller 230 V for 4 zones*** *- Up to 6 actuators and 4 room thermostats* *- Pump control, heating/cooling changeover*	225 x 52 x 75 mm *225 x 52 x 75 mm*	2 03 401	1 Stk. *1 pc.*	445,00 € *445.00 €*

Funkregelung | *Wireless control systems*

	Artikel *Article*	Abmessung (LxBxH) *Dimensions (LxWxH)*	Art-Nr. *Item-no.*	VPE *PU*	Preis/Stk. *Price/Item*
	**Anschlussleiste Funk 230V für 8 Zonen** - Bis zu 12 Stellantriebe und 8 Raumthermostate - Pumpensteuerung, Umschaltung Heizen-Kühlen ***Wireless connection strip 230 V for 8 zones*** *- Up to 12 actuators and 8 room thermostats* *- Pump control, heating/cooling changeover*	225 x 52 x 75 mm *225 x 52 x 75 mm*	2 03 402	1 Stk. *1 pc.*	515,00 € *515.00 €*
	Funk Raumthermostat *Wireless room thermostat*	78 x 78 x 26 mm *78 x 78 x 26 mm*	2 03 431	1 Stk. *1 pc.*	98,00 € *98.00 €*
	Funk Raumthermostat mit Display *Wireless room thermostat with display*	85 x 85 x 22 mm *85 x 85 x 22 mm*	2 03 432	1 Stk. *1 pc.*	135,00 € *135.00 €*

RTB- & Thermostatboxen | *RTL- & thermostat boxes*

	Artikel *Article*	Abmessung (LxBxH) *Dimensions (LxWxH)*	Art-Nr. *Item-no.*	VPE *PU*	Preis/Stk. *Price/Item*
	**RTB-Box** integrierte Durchflussmengenanzeige & -regulierung ***RTB-Box*** *integrated flow volume display and regulation*	155 x 210 x 64 mm *155 x 210 x 64 mm*	2 03 301	1 Stk. *1 pc.*	305,00 € *305.00 €*
	**Kombi RTB-Box elektronisch** integrierter elektrothermischer Stellantrieb 230V, integrierte Durchflussmengenanzeige und -regulierung ***Electronic combi RTB-Box*** ***integrated electrothermal actuator 230V,*** *integrated flow volume display and regulation*	155 x 210 x 64 mm *155 x 210 x 64 mm*	2 03 302	1 Stk. *1 pc.*	475,00 € *475.00 €*
	**Thermostat-Box** Ventilblock-Anschluss mit 3/4" Eurokonus, integrierte Durchflussmengenanzeige und -regulierung ***Thermostat-Box*** *Valve block connection with 3/4" Eurocone,* *integrated flow volume display and regulation*	155 x 210 x 64 mm *155 x 210 x 64 mm*	2 03 303	1 Stk. *1 pc.*	284,00 € *284.00 €*

Mischerstation | *Mixing shunts*

	Artikel *Article*	Abmessung (LxBxH) *Dimensions (LxWxH)*	Art-Nr. *Item-no.*	VPE *PU*	Preis/Stk. *Price/Item*
	**Kompaktregelstation** Vorlauftemperatur wählbar zwischen 20 und 50 °C | Energiesparende Umwälzpumpe | Elektrischer Sicherheits-Temperaturbegrenzer ***Compact control station*** *Flow temperature selectable between 20 and 50 °C |* *Energy-saving circulation pump | Electrical safety* *temperature limiter*	315 x 285 x 110 mm *315 x 285 x 110 mm*	203 330	1 Stk. *1 pc.*	750,00 € *750.00 €*
	**Kompaktregelstation mini** Vorlauftemperatur wählbar zwischen 35 und 55 °C | Energiesparende Umwälzpumpe | Integrierte Übertem- perartursicherung | Inklusive Montageplatte ***Compact control station mini*** *Flow temperature selectable between 35 and 55 °C |* *Energy-saving circulation pump | Integrated overtem-* *perature protection | Including mounting plate*	225 x 195 x 90 mm *225 x 195 x 90 mm*	203 331	1 Stk. *1 pc.*	695,00 € *695.00 €*



Werkzeug Warmwasser Flächenheizungen /-kühlungen
Tools hydraulic surface heating / cooling

Werkzeuge | Tools

	Artikel *Article*	Art-Nr. *Item-no.*	VPE *PU*	Preis/Stk. *Price/Item*
	**Heißschneidegerät IDEAL – Set im Koffer** (Inhalt: Heißschneidegerät, Adapter für Nuten-Schneidespitze, Nuten-Schneidespitze **Ø 16 mm, Ø 14 mm und Ø 12 mm,** Schneidespitze gerade) ***Hot wire cutter – Set in a box*** *(content: cutter, adapter for omega-cutter, omega-cutter pipe diameter* ***Ø 16 mm, Ø 14 mm and Ø 12 mm,*** *omega-cutter straight)*	2 09 001	1 Stk. *1 pc.*	525,00 € *525.00 €*
	Adapter für Nuten-Schneidespitze Ø 12 mm, Ø 14 mm und Ø 16 mm *Adapter for omega-cutter Ø 12 mm and Ø 16 mm*	2 09 004	1 Stk. *1 pc.*	95,00 € *95.00 €*
	Schneidespitze gerade für Heißschneidegerät *Omega-cutter straight for hot wire cutter*	2 09 002	1 Stk. *1 pc.*	55,00 € *55.00 €*
	Nuten-Schneidespitze für Heißschneidegerät, Rohrdurchmesser Ø 16 mm *Omega-cutter for hot wire cutter, pipe diameter Ø 16 mm*	2 09 003	1 Stk. *1 pc.*	45,00 € *45.00 €*
	Nuten-Schneidespitze für Heißschneidegerät, Rohrdurchmesser Ø 14 mm *Omega-cutter for hot wire cutter, pipe diameter Ø 14 mm*	2 09 036	1 Stk. *1 pc.*	55,00 € *55.00 €*
	Nuten-Schneidespitze für Heißschneidegerät, Rohrdurchmesser Ø 12 mm *Omega-cutter for hot wire cutter, pipe diameter Ø 12 mm*	2 09 012	1 Stk. *1 pc.*	135,00 € *135.00 €*
	Fräskopf für Oberfräse, Rohrdurchmesser Ø 16 mm *Milling head for router, pipe diameter Ø 16 mm*	2 09 005	1 Stk. *1 pc.*	95,00 € *95.00 €*
	Oberfräse (System ÖKO) *Router (System ÖKO)*	2 09 006	1 Stk. *1 pc.*	auf Anfrage *on request*

Werkzeuge | Tools

	Artikel *Article*	Art-Nr. *Item-no.*	VPE *PU*	Preis/Stk. *Price/Item*
	Rohrcutter, Rohre von 16 bis 20 mm *Pipe cutter, pipes from 16 to 20 mm*	2 09 007	1 Stk. *1 pc.*	115,00 € *115.00 €*
	Entgrater 16 mm *Deburrer 16 mm*	2 09 008	1 Stk. *1 pc.*	55,00 € *55.00 €*
	Entgrater 12 mm *Deburrer 12 mm*	2 09 014	1 Stk. *1 pc.*	115,00 € *115.00 €*
	Pressbacke 12 mm *Pressing jaw 12 mm*	2 09 017	1 Stk. *1 pc.*	315,00 € *315.00 €*
	Verlegehaspel PRO (für 200 m Rollenware) *Take-off reel PRO for 200 m pipe (rolled goods)*	2 09 009	1 Stk. *1 pc.*	650,00 € *650.00 €*
	Ergänzungsset Verlegehaspel PRO (für 500 m Rollenware) *Supplemental set take-off reel PRO for 500 m pipe (rolled goods)*	2 09 019	1 Stk. *1 pc.*	69,00 € *69.00 €*
	Verlegehaspel FLEX (für 200 m Rollenware) *Take-off reel FLEX for 200 m pipe (rolled goods)*	2 09 013	1 Stk. *1 pc.*	540,00 € *540.00 €*
	Thermofolie – Verlauf der warmen Heizrohre wird nach kurzer Zeit sichtbar *Thermofoil – The routing of the warm heating pipes will be visible after a short time*	2 09 010	1 Stk. *1 pc.*	35,00 € *35.00 €*
	Innenbiegefeder 16 mm *Inner bending spring 16 mm*	2 09 023	1 Stk. *1 pc*	12,50 € *12,50 €*
	Außenbiegefeder 16 mm *Outer bending spring 16 mm*	2 09 024	1 Stk. *1 pc*	16,50 € *16,50 €*
	Handpresszange *Hand pressing pliers*	2 09 025	1 Stk. *1 pc*	795,00 € *795,00 €*
	Wechseleinsatz NW16 für Handpresszange *Interchangeable insert NW16 for hand press pliers*	2 09 033	1 Stk. *1 pc*	109,00 € *109,00 €*
	Wechseleinsatz NW20 für Handpresszange *Interchangeable insert NW20 for hand press pliers*	2 09 034	1 Stk. *1 pc*	109,00 € *109,00 €*









Angebotsformular IDEAL – Warmwasser-Flächenheizung /-kühlung

Email to: **hello@energycarbon.co.uk**

Projekt | Bauherr:

Baubeginn:

Angaben zum Bauvorhaben

Art des Vorhabens ☐ Neubau ☐ Sanierung

Gewünschte Fußbodenheizungs-Fläche _____ m²

Zusatz-Wärmedämmung _____ m²

Aufbauhöhe (geplante Konstruktionshöhe von Rohbetondecke bis Oberkante fertiger Fußboden, ohne Belag)

Kellergeschoss _____ cm Erdgeschoss _____ cm

Obergeschoss _____ cm Dachgeschoss _____ cm

Anzahl zu beheizender Räume _____

☐ Grundriss / Skizze vorhanden

Im Sanierungsfall: Bestehendes Wärmeverteilsystem ist
☐ Heizkörpersystem ☐ Fußbodenheizung

Geplante Wärme-Erzeugung

☐ Heizkessel ☐ Wärmepumpe ☐ Fernwärme

☐ _____

Zukünftige, max. Vorlauftemperatur _____ °C

Wärmebedarf

☐ Die zu erwartende Heizlast beträgt ca. _____ W/m²

☐ Es liegt keine Berechnung vor, das Objekt ist nach eigener Einschätzung ☐ schlecht gedämmt ☐ gut gedämmt

Zusätzliche Heizung im Badezimmer

Badheizkörper mit
- ☐ Anschluss an Fußbodenheizung/Verteiler
- ☐ separatem Anschluss direkt am Heizkessel
- ☐ Wandheizung

Unterrund

Untergrund (Art) ☐ Holzbalkendecke ☐ Beton

Ausgleich erforderlich? ☐ Nein ☐ Ja _____ cm
(Max. 3 mm/m) Unebenheit erlaubt

☐ **cf THERM PU** (harzgebunden) ☐ **cf THERM CE** (zementgebunden)

Fußbodenheizung

☐ **IDEAL CLASSIC EPS 30** ☐ **IDEAL CLASSIC NEO 20**
☐ **IDEAL CLASSIC ÖKO 30** ☐ **IDEAL CLASSIC ÖKO ST 30**
☐ **IDEAL CLASSIC CAB 30**
☐ **IDEAL TOP EPS 15** ☐ **IDEAL TOP EPS 17**
☐ **IDEAL TOP EPS 20** ☐ **IDEAL TOP ÖKO 20**
☐ **IDEAL TOP ÖKO ST 30**
☐ **IDEAL BASIC EPS 30** ☐ **IDEAL BASIC ÖKO 30**

Lastverteilung

☐ **SAFETEC** (1,5 mm + 10 mm Spachtelmasse) für alle Bodenbeläge geeignet
☐ **STRONGBOARD 5** (5 mm – Trockenbau) für Fliesen, Laminat
☐ **cf PRO 12** (12 mm – Trockenbau) für alle Bodenbeläge geeignet
☐ **cf BASE 12** (12 mm – Trockenbau) für alle Bodenbeläge geeignet
☐ **cf EXPERT 15** (15 mm – Trockenbau) für alle Bodenbeläge geeignet
☐ **cf DIRECT 1.5** (1,5 mm – Trockenbau) für Parkett (schwimmend)
☐ Trockenestrich (bauseits)
☐ Dünn- oder Fließestrich

Bodenbelag

☐ Parkett _____ m² ☐ Laminat _____ m²
☐ Holzdielen _____ m²
☐ Fliese _____ m² ☐ Teppich _____ m²

Regelung

Heizkreisverteiler ☐ mit Unterputzschrank ☐ mit Aufputzschrank
Raumregelung ☐ verdrahtet ☐ Funk

Quotation form IDEAL – warm water underfloor heating / cooling

Company:

please email to:

hello@energycarbon.co.uk

Project name:

Start date: _____

Project details

Type of project ☐ New building ☐ Renovation

Total underfloor heating area _____ m²

Additional insulation _____ m²

Superstructural height (height available for underfloor heating)

Basement floor _____ cm Ground floor _____ cm

Upper floor _____ cm Attic floor _____ cm

Number of heated rooms _____

☐ Floor plan / sketch available

In case of renovation, the existing heating system is
☐ Radiator system ☐ Underfloor heating system

Planned heat source

☐ Boiler ☐ Heat pump ☐ District heating

☐ _____

If known, max. outgoing temperature of boiler _____ °C

Heat requirement

☐ Expected heat load is about _____ W/m²

☐ There is no calculation as of yet, according to personal estimation, the building is ☐ badly insulated ☐ well insulated

Additional heating for bathroom

Bathroom radiators with
☐ Connection to underfloor heating | manifold
☐ Seperate connection at the central-heating boiler
☐ Wall heating

Ground

Ground (type) ☐ Wood-beamed ceiling ☐ Concrete
Compensation required? ☐ No ☐ Yes _____ cm
(Max. 3 mm/m) Unevenness allowed
☐ **cf THERM PU** (resin-bound) ☐ **cf THERM CE** (cement-bound)

Underfloor heating

☐ **IDEAL CLASSIC EPS 30** ☐ **IDEAL CLASSIC NEO 20**
☐ **IDEAL CLASSIC ÖKO 30** ☐ **IDEAL CLASSIC ÖKO ST 30**
☐ **IDEAL CLASSIC CAB 30**
☐ **IDEAL TOP EPS 15** ☐ **IDEAL TOP EPS 17**
☐ **IDEAL TOP EPS 20** ☐ **IDEAL TOP ÖKO 20**
☐ **IDEAL TOP ÖKO ST 30**
☐ **IDEAL BASIC EPS 30** ☐ **IDEAL BASIC ÖKO 30**

Load distribution

☐ **SAFETEC** (1.5 mm + 10 mm filler) suitable for all floor coverings
☐ **STRONGBOARD 5** (5mm – drywall construction) for tiles, laminate
☐ **cf PRO 12** (12 mm – drywall construction) for all topsoils
☐ **cf BASE 12** (12 mm – drywall construction) for all topsoils
☐ **cf EXPERT 15** (15 mm – drywall construction) for all topsoils
☐ **cf DIRECT 1.5** (1,5 mm – drywall construction) for parquet (floating)
☐ Dry screed (on site)
☐ Thin or floating screed

Flooring

☐ Parquet _____ m² ☐ Laminate _____ m²
☐ Floorboards _____ m²
☐ Tiles _____ m² ☐ Carpet _____ m²

Manifold

Manifold ☐ Flush mounted manifold cabinet
☐ Surface mounted manifold cabinet
Room control ☐ wired ☐ wireless

General Terms and Conditions

1. General information/scope of application
1.1 These General Terms and Conditions (GTC) apply exclusively and for all Contractors (Section 14 BGB (German Civil Code)), legal entities under public law or special funds under public law. We only accept opposing conditions or conditions of the Customer deviating from our general terms and conditions unless we have expressly agreed to their application in writing.
1.2 Our offers, services and deliveries are based exclusively upon these GTC.
1.3 With the receipt of an offer, an order confirmation or the granting of order or acceptance of a service with the incorporation of these general terms and conditions at the latest, the Contractor acknowledges that these GTC are to apply exclusively for the entire business relationship – also in the future.
1.4 Contractual stipulations agreed upon between the contractual parties in individual cases [also subsidiary agreements, amendments and changes] apply only in relation to an order and have to be documented in writing to be applicable, thereby taking priority over these GTC in any case.
1.5 Orders or assignments are binding for the Customer (I, 1); the agreement is formed by confirmation of the assignment or execution of the order or the assignment at our discretion. We explicitly reject deviating general terms and conditions or counter confirmations. An opposing assignation prohibition is hereby explicitly refuted. Our silence regarding such deviating conditions is particularly not regarded as recognition or approval, also in case of future transactions. Our offers are subject to change and non-binding unless we have explicitly declared them or indicated to be binding in writing.
1.6 The terms listed below are defined as follows:
"We / Contractor / Supplier": mfh systems GmbH, Hager Feld 8, 49191 Belm. "Force majeure": constitutes any reason which renders the fulfilment of the respective contractual obligations impossible and which is generated due to circumstances outside of the reasonable control of the respective Party, including but not limited to natural disasters, acts by governments or supra-national institutions, outbreaks of violence, national states of emergency, terror attacks, riots, internal unrests, fires, explosions or floods. "Order": constitutes any offer to the supplier for the sale of goods with reference to the conditions of this Agreement. "Principal / Customer": constitutes the Purchaser of the goods specified on the order form. "Goods": are the commodities dispatched by us. "Product description": is a detailed illustration of the goods with correct usage instructions.
2 Offer and conclusion of the contract
2.1 We are bound to an offer of the Customer for 14 days. Subsequent acceptances by the Principal represent a new offer and require the Contractor's acceptance. If the Principal's order deviates from the Contractor's quote, a contract is only formed in this case with the confirmation of the Contractor.
2.2 We reserve proprietary rights and copyrights to all documents e.g. calculations, drawings etc. provided to the Customer in the context of the assignment. The Purchaser may only transfer these to third parties with our written consent, regardless whether or not we have labelled them as confidential. If the Customer acts contrary to this regulation, we reserve the right to take further steps. These documents may not be made accessible to third parties unless we explicitly agree or if it is necessary for the implementation of the Agreement. Unless we accept the offer of the contractual partner within the period specified in item 2.1, these documents have to be returned to us without undue delay.
2.3 The Principal has to hand over the data or plans necessary for the execution of the service and which have to be provided by him in accordance with the Agreement free of charge and in due time, i.e. at least four (4) weeks prior to the commencement of production.
2.4 If this deadline is not met and if this omission causes delays, the Principal is responsible for any resulting additional costs and/or damages.
3 Quality of goods
3.1 Construction and form changes of the delivery item remain reserved if the delivery item is not significantly altered and if the changes are reasonable for the Purchaser or in the nature of things.
3.2 Templates, samples, analysis data and other specifications regarding the quality on our part are only indications within the actually available range of the respective values pertaining to dimensions, colour, quality, chemical composition and action mechanism of the products supplied by us. The Agreement is deemed fulfilled also in case of a respective excess or short delivery.
3.3 We only assume the guarantee for quality, durability or the earnings of the delivery item or the procurement risk upon explicit, written, order-related statement, however, not based on the content of product descriptions, technical data and other printed material and information.
4 Prices and payment conditions
4.1 Subject to a deviating agreement, prices apply ex our warehouse or ex works in case of direct dispatch from the manufacturers location, exclusive of packaging; (ex-works" (Incoterms 2010).
4.2 Specified and agreed prices are net plus VAT in the statutory amount applicable at the time of execution of the service. Payment is due immediately upon receipt or provision and receipt of the invoice without any deduction free paying agent, unless the invoice specifies a different payment term. A discount is only admissible following a special written agreement between us and the Purchaser. Payment is only received once we are ultimately able to dispose over the full amount. We do not accept bills of exchange or cheques as payment.
4.3 If the Purchaser is in default of payment, the entire claims against the Purchaser become due and payable immediately if he is in default with more than one account. Payments may only be made to employees of our company if these produce a written authorisation to collect.
4.4 If, based on facts which become known to us only after conclusion of the Agreement, there are justified doubts about the creditworthiness of the Purchaser or if the creditworthiness has deteriorated significantly between the conclusion of the Agreement and delivery, we may demand advance payment or corresponding securities. If the Purchaser does not pay in advance or provide securities despite a grace period and if the threat to refuse to pay after the deadline has expired, or if he finally refuses them, we can withdraw from the contract by written declaration.
4.5 The Purchaser is not permitted to offset our claims unless the claim for offsetting is uncontested, conclusively determined and accepted by us. The Purchaser is only entitled to a right of retention if his counter claim is based on the same contractual relationship.
5. Delivery and performance time, default / self-supply and force majeure
5.1 Delivery times and deadlines are determined by us in writing and are binding only at that point. The delivery deadline is met if the delivery item has been dispatched up to its expiration.
5.2 The delivery term commences on the day of undersigning a written purchase agreement or the dispatch of the order confirmation, however not before the delivery of the documents, permits or approvals to be provided by the Purchaser as well as the receipt of a possible/agreed deposit.
5.3 Partial deliveries are admissible if the contractual partner does not incur any significant additional expenses or additional costs, if the residual delivery is ensured and if the partial delivery is usable by the Customer in the context of the contractually determined purpose.
5.4 We shall inform the Customer in writing or text form immediately if we do not receive deliveries/performances from our pre-suppliers, not correctly or not in time for reasons outside of our sphere of responsibility for the provision of contractually owed deliveries/performances despite proper and sufficient respective provision [congruent provision] or in the event of force majeure for a significant period of time [i.e. with a duration of more than 14 calendar days]. In this case we are entitled to delay the delivery by the duration of the impediment or partially or entirely withdraw from the agreement with respect to the unfulfilled part if we have complied with our above mentioned duty to provide information and if we have not accepted the risk of procurement.
5.5 If a delivery/performance date or delivery/performance deadline has been bindingly agreed and if it is exceeded based on the above mentioned events, the Customer is entitled to withdraw from the agreement with respect to the unfulfilled part of the agreement following futile expiration of an appropriate period of grace if a further compliance with the agreement is objectively unacceptable for the Customer. Further claims of the Customer, particularly those pertaining to compensation, are excluded in this case. The regulation above applies accordingly if a conventional delivery/performance deadline has been exceeded by more than 7 calendar days due to the above mentioned reasons, also without the contractual agreement of a fixed delivery/performance deadline. If the agreement for delivery/performances to be provided by us is dissolved entirely or partially by us or the Customer due to the above mentioned regulations, we shall immediately refund to the Customer – deducting the cost incurred to us at that time – the part of consideration with respect to the dissolved part of the agreement in the event that he has paid a deposit.
6. Transfer of risk, dispatch, packaging
6.1 The route and means of dispatch are left to our discretion in the absence of an individual agreement. The goods shall be additionally insured at the request and expense of the Customer.
6.2 The Purchaser is responsible for any additional costs generated due to alterations to the routes and means based on Customer requests after the conclusion of the Agreement or special requests and interests of the Purchaser.
6.3 The risk for the goods is transferred to the Customer upon handover of the goods to the forwarding agent or freight carrier, however at the latest upon leaving the warehouse or, in case of direct dispatch ex-works upon the goods leaving the factory. This also applies in case of partial deliveries. If dispatch is delayed due to circumstances owed to the Purchaser, the risk is transferred to the Purchaser from the day the goods are ready for dispatch; however, we are obligated to store the goods at the request and expense of the Customer.
6.4 Detected transport damages have to be reported to us and the forwarder immediately and the goods have to be returned to us with an acknowledgement statement from the forwarding agent, post, rail or other parcel service as well as an assignation declaration of the Customer. Subsequently, we are able to dispatch a replacement delivery if the prerequisites of a claim of the transport company exists and if the Customer has submitted all necessary documents and information.
6.5 Delivered objects have to be accepted by the Purchaser also if they exhibit insignificant defects, regardless of his rights based on the law and the agreement.
6.6 Transport and all other packaging according to the specifications of the respectively valid Packaging Ordinance are non-returnable. The Purchaser is obligated to ensure the disposal of the packaging at his expense.
7. Warranty and notice of defect
7.1 We are entitled to subsequent fulfilment in form of a remedy or – in case of purchase agreements, to supply a new defect-free item at our discretion. We have the right to carry out supplementary fulfilment twice. Subsequently, the Customer can demand withdrawal or reduction according to the statutory regulations.
7.2 The Principal is obligated to inspect the delivery immediately. The supplier has to be informed in writing of the determination of defects within a preclusion period of one week, specifying the detailed reclamation. The preclusion period commences with the handover in case of obvious defects and upon discovery in case of hidden defects. Any warranty claims of the Customer are excluded upon the expiration of this period without a complaint of defects.
7.3 In case of purchase agreements, the statute of limitations for warranty claims based on purchasing or service supply agreements is one year from delivery of the goods, in case of service agreements one year from acceptance.
7.4 Warranty is excluded for the sale of used items.
7.5 This does not apply for claims based on warranty, the takeover of a procurement risk in terms of Section 276 BGB (German Civil Code), claims based on the violation of life, limb or health, malicious, intentional or gross negligent acts on our part. It also applies in cases of Sections 478, 479 BGB (recourse within the supply chain), Section 438 (1) no. 2 or in as far as a longer mandatory limitation period is determined. Section 305b BGB (priority of the individual verbal or textual or written understanding) remains unaffected. A reversal of the onus of proof is not associated with the above regulation.
7.6 Our warranty and the resulting liability is excluded if defects and related damages are not verifiably and culpably based on faulty material, faulty construction or execution or faulty manufacturing materials or, if owed, on insufficient usage instructions.
7.7 The warranty and resulting liability based on breach of duty due to poor performance is particularly excluded for the consequences of incorrect usage, unsuitable storage conditions and the consequences of chemical, electromagnetic, mechanical or electrolytic impacts, which do not comply with our product descriptions or an alternately agreed product specification or the respective product-specific data sheet on our part or the manufacturer's average standard impacts. This does not apply in case of malicious, gross negligent or intentional acts on our part or the violation of life, body or health, the assumption of a warranty, the quality risk according to Section 276 BGB (German Civil Code) or liability according to statutorily mandatory liability.
7.8 We are not liable according to Sections 478, 479 BGB (recourse in the supply chain – supplier regress), if the Customer has processed or incorporated or otherwise altered the products supplied by us according to the agreement, unless this complies with the contractually agreed purpose of the products.
7.9 The acknowledgement of breaches of duty in form of material defects owed to us always requires the written form. Section 305b BGB (priority of individual agreement) remains unaffected.
7.10 If the liability for damages is not based on the violation of life, limb or health of the Purchaser and negligence is not excluded, such claims become statute barred within one year, commencing with the generation of the claim.
7.11 The above mentioned exclusion of liability also applies for slightly negligent breaches of duty of our vicarious agents. If our liability for compensation is excluded or limited, this also applies in terms of the personal liability for compensation with respect to our employees, representatives and vicarious agents.
8. Reservation of title
8.1 We reserve ownership to the goods and objects delivered or – not permanently – installed by us up to the full payment of outstanding claims. The reservation of title also applies until all, including future and conditional claims from the business relationship between the Principal and us are fulfilled.
8.2 The Principal is entitled to process the supplied goods in the context of his regular business operation. The goods are processed for the Contractor without obligations for him. the new items become the property of the Contractor.
8.3 If the goods are processed with other goods not belonging to the Contractor, the Contractor obtains co-ownership of the newly produced time at the ratio of the invoice value of the reserved goods to the other processed items. If the property of the Contractor should nonetheless perish and the Principal should become (co-)owner, the Principal hereby transfers his ownership to the Contractor as security according to the ratio of the invoice value of the reserved goods to the other processed objects. In all cases mentioned above, the Principal has to store the items owned or co-owned by the Contractor free of charge for the Contractor.
8.4 The Principal's authority to on-sell expires automatically with a futile attempt of an enforcement of judgement of debt as well as the lodgement of an application to initiate insolvency proceedings pertaining to the Principal's assets. For the remainder, other injunctions pertaining to the reserved goods, particularly pledging and chattel mortgages without consent are inadmissible and lead to a prohibition to on-sell.
8.5 The Principal hereby assigns all claims with all ancillary rights generated from the on-selling of the reserved processed and unprocessed goods to the Contractor, who accepts this assignation.
8.6 In the event of a sale of processed, connected, mixed or intermingled reserved goods, the supplier procures the top-ranking partial amount equating to the percentage share of the invoice value of his supplied goods plus a security surcharge of 5%.
8.7 The Principal is entitled, subject to revocation at any time, to collect the claims assigned to the Contractor in the regular business operation. The Contractor shall not utilise his own authority to collect as long as the Purchaser complies with his payment obligations according to the Agreement – also toward third parties. If the Principal assigns his subsequent claim to a factoring institute in the context of so-called non-recourse factoring subject to assuming the delcredere risk, the Principal assigns his claims against the factoring institute for the payment of the factoring proceeds to the Contractor and is obligated to notify the factoring institute of this assignation immediately upon invoicing by the Contractor.
8.8 Upon demand, the Purchaser is obligated to provide the Contractor with a detailed list of the claims owed to the Contractor incl. name and address of the buyers, amount of individual claims, invoices etc. and all information necessary for the assertion of the assigned claims and allow the Contractor to verify this information. The Purchaser is obligated to handle the goods carefully.
8.9 The Purchaser is obligated to immediately inform us immediately in case of pledges or other third-party interventions. The Principal is only permitted any subsequent processing, installation, connection or redesigning (Sections 946, 947, 950 BGB) of the goods still owned by the Contractor with the prior written consent of the supplier.
9. Change to General Terms and Conditions
9.1 The Contractor is entitled to unilaterally change these General Terms and Conditions – in as far as they are incorporated in the contractual relationship with the contactor [Principal?] – as far as necessary for the elimination of subsequently arising equivalence disturbances or to adapt to changed legal or technical framework conditions. The contactor is informed of these amended regulations together with their relevant content.
9.2 The change becomes a component of the Agreement if the Principal does not object to the inclusion in the contractual relationship in writing within six (6) weeks following the receipt of the change notice.
10. Place of jurisdiction, applicable law
10.1 If the Purchaser is a merchant, a legal person under public law or a public special fund, the place of jurisdiction for all legal disputes is our registered address. This also applies for claims asserted during summary proceedings for recovery of debt.
10.2 The inclusion and interpretation of these General Terms and Conditions as well as conclusion and interpretation of legal transactions with the Principal are exclusively regulated according to the laws of the Federal Republic of Germany. The application of the uniform laws regarding the conclusion of international contacts pertaining to movable objects, the uniform law regarding the international purchase of movable objects of the of the United Nations Convention on Contracts for the International Sale of Goods are excluded.
11. Severability clause
11.1 If a condition of this Agreement is or becomes entirely or partially ineffective/null and void or unfeasible for reasons of the right of General Terms and Conditions according to Sections 305 to 310 BGB, the statutory regulations apply.
11.2 If a current or future regulation of the Agreement is or becomes entirely or partially ineffective/null and void or unfeasible due to reasons other than the regulations concerning the right to General Terms and Conditions according to Sections 305 to 310 BGB, the validity of the remaining conditions of this agreement is not affected in as far as the execution of the agreement – also under consideration of the subsequent regulations – would constitute an unreasonable hardship for one party. This also applies in the event of a gap after the conclusion of the Agreement, which requires completion.
11.3 Contrary to the principle of the adjudication of the German Federal Court of Justice, according to which a safeguarding conservation clause is Principally designed to merely reverse the burden of proof, the effectiveness of the remaining contractual regulations is to remain intact under any circumstances, thus excluding Section 139 BGB (German Civil Code) entirely.
11.4 The parties shall replace an invalid/void/unenforceable condition or gaps which require filling, which are invalid/void/unenforceable for reasons other than the regulations in terms of the right of general business conditions according to Sections 305 to 310 BGB, with an effective condition, the legal and commercial context of which complies with the invalid/void/unenforceable condition and the entire purpose of this Agreement. Section 139 BGB (partial invalidity) is explicitly excluded.
11.5 If the invalidity of a condition is based on a measure of performance or time (period of notice or deadline) specified therein, the condition is deemed agreed upon with a legally admissible measure closest to the original specification.

Energy Carbon Ltd
Kemp House,
152 - 160 City Road,
London EC1V 2NX

Tel+44203 507 1659

hello@energycarbon.co.uk



Status 04 | 2020 · Observe all manufacturer's specifications and installation instructions!